

PAO(Sectt.)/HUA/Admin/Advice/2023-24/3205-06

## GOVERNMENT OF INDIA

PAO(Sectt.), M/o Housing & Urban Affairs  
507-C(wing), Nirman Bhawan, New Delhi  
Telephone No: 23062664 Fax No: 23062664

To,  
The General Manager,  
Reserve Bank of India,  
Central Accounts Section,  
Additional Office Building,  
East High Court Road,  
NAGPUR - 440 001

Code No:	707
Advice No:	1055
Advice Date:	22/03/2024

Sir,

Please debit our account with Rs. **8,47,21,000/- (Eight Crore Forty Seven Lakh Twenty One Thousand Only.)** by contra credit to the following accounts of the Governments with the amounts mentioned against each:

Month and Year of Accounts: **March,2024**The Amount to be Settled: **March,2024**

Sl.No.	Name of the State	State Code	Scheme Code	Amount	Sanction No. and Date
1	WEST BENGAL	116	1989-STATE AND UT GRANTS UNDER PMAY (URBAN)	8,47,21,000	N-11012/89/2019-HFA-V-UD (FTS-9075916) dated 21/03/2024
<b>GRAND TOTAL:</b>				<b>8,47,21,000</b>	


Signature of the authorized official

(Varsha Sharma)  
Sr.Accounts Officer

- O/o The Accountant General (A&E), West Bengal, Treasury Building, Kolkata-700001
- Sh. B. K. Mandal, US(HFA-V), Nirman Bhawan, New Delhi.

Copy to:

- MIS - HFA 
- Mon. cell  27/3/24

  
26/3/24

Government of India  
Ministry of Housing and Urban Affairs  
(HFA-V Division)

\*\*\*\*\*

Room No. 3, Technical Cell, Gate No. 7,  
Nirman Bhawan, New Delhi-110011

Dated: 21.03.2024

To

The Pay & Accounts Officer (Sectt.),  
Ministry of Housing and Urban Affairs,  
Nirman Bhawan, New Delhi-110011

**Sub: Release of Rs. 847.21 lakh to State Govt. of West Bengal as 2<sup>nd</sup> & final instalment of Central Assistance for FY 2021-22, final instalment of Central Assistance for FY 2022-23 and 1<sup>st</sup> instalment of Central Assistance for FY 2023-24 for SLTC and CLTCs under Capacity Building activities of PMAY-U Mission - reg.**

Sir,

I am directed to convey the sanction of the Competent Authority to release an amount of **Rs. 8,47,21,000/- (Rupees Eight Crore Forty Seven Lakh and Twenty One Thousand only)** to State Govt. of West Bengal as 2<sup>nd</sup> & final instalment of Central Assistance for SLTC with 10 Specialists and 125 CLTCs with 138 Specialists for FY 2021-22, final instalment of Central Assistance for SLTC with 9 Specialists and 126 CLTCs with 140 Specialists for FY 2022-23 and 1<sup>st</sup> instalment of Central Assistance for SLTC with 10 Specialists and 126 CLTCs with 140 Specialists for FY 2023-24 under Capacity Building activities of Pradhan Mantri Awas Yojana - Urban (PMAY-U) Mission under SLS WB86 - WB PMAY. Details are **enclosed at Annexure-I to VI** and also as under:

(Rs. in lakh)

S. No.	Particulars	Total expenditure incurred/proposed by the State	Admissible expenditure/proposed amount as per CB norms	Admissible State Share (25%)	Admissible Central Assistance (75%)	Funds already released as 1 <sup>st</sup> installment of Central Assistance	Funds being released in this sanction
i.	2 <sup>nd</sup> and final instalment of Central Assistance for SLTC with 10 Specialists for FY 2021-22	132.00	96.60	24.15	72.45	36.225	36.225
ii.	2 <sup>nd</sup> and final instalment of Central Assistance for 125 CLTCs with 138 Specialists for FY 2021-22	488.40	473.73	118.43	355.30	179.775	175.525
<b>Sub-total (A)</b>		<b>620.40</b>	<b>570.33</b>	<b>142.58</b>	<b>427.75</b>	<b>216.000</b>	<b>211.75</b>
iii.	Final instalment of Central Assistance for SLTC with 9 Specialists for FY 2022-23	127.80	86.40	21.60	64.80	--	64.80
iv.	Final instalment of Central Assistance for 126 CLTCs with 140 Specialists for FY 2022-23	495.00	471.38	117.85	353.53	--	353.53
<b>Sub-total (B)</b>		<b>622.80</b>	<b>557.78</b>	<b>139.45</b>	<b>418.33</b>	<b>--</b>	<b>418.33</b>





v	1 <sup>st</sup> instalment of Central Assistance for SLTC with 10 Specialists for FY 2023-24	96.60	96.60	24.15	72.45	--	36.23
vi	1 <sup>st</sup> instalment of Central Assistance for 126 CLTCs 140 Specialists for FY 2023-24	482.40	482.40	120.60	361.80	--	180.90
<b>Sub-total (C)</b>		<b>579.00</b>	<b>579.00</b>	<b>144.75</b>	<b>434.25</b>	<b>--</b>	<b>217.13</b>
<b>Total (A+B+C)</b>							<b>847.21</b>

2. Earlier, fund of Rs. 216.00 lakh (Rs. 36.225 lakh for SLTC and Rs. 179.775 lakh for 125 CLTCs) was released to State Govt. of West Bengal as 1<sup>st</sup> instalment of Central Assistance for SLTC with 10 Specialists and 125 CLTCs with 139 Specialists for FY 2021-22 vide sanction letter dated 20.12.2021. The State Govt. has submitted the entire Utilization Certificate (UC) against the said release, which is **attached** herewith.

3. The above grant is subject to the following conditions:

- i. PMAY-U being a Centrally Sponsored Scheme (CSS), the State Govt. should strictly follow the revised procedure of fund flow as per O.M. No. 1(13) PFMS/FCD/2020 dated 23<sup>rd</sup> March 2021 issued by Department of Expenditure, Ministry of Finance, Government of India and subsequent instructions issued in this regard. These instructions have been made effective from 1<sup>st</sup> July 2021 which inter-alia provides that
  - a. Based on the authorization, the State Govt. shall transfer the Central Assistance as well as commensurate State share to the Single Nodal Account (SNA) within 30 days of receipt of Central Assistance failing which penal interest at the rate of 7% per annum will be charged on the number of days of delay beyond 30 days in transfer of Central Assistance to the SNA account.
  - b. Central Assistance along with State share are to be kept by the Nodal Agency in the Single Nodal Account (SNA) opened in a Scheduled Commercial Bank for the purpose and the same is mapped in PFMS. The nodal agency will allocate drawing limits to IAs having zero balance subsidiary accounts duly mapped in PFMS and linked to SNA account for drawal of funds on real time basis from the Single Nodal Account.
  - c. The nodal agency shall ensure that the interest earned from the funds released, should be mandatorily remitted to respective consolidated funds on pro-rata basis in terms of rule 230(8) of GFR 2017.
  - d. SNAs and IAs will mandatorily use the DBT/EAT module of PFMS or integrate their systems with the PFMS to ensure that information on PFMS is updated by each IA at least once every day.
  - e. SNA will keep all the funds received in the Single Nodal Account only and shall not divert the same to Fixed Deposits/Flexi-Account/Multi-Option Deposit Account/Corporate Liquid Term Deposit (CLTD) Account etc.
  - f. Further releases under the scheme will be made only after transfer of entire Central Assistance released till date along with corresponding State share in the SNA account and utilization of 75% of earlier releases along with corresponding State share.
- ii. The State will comply with the terms and conditions stipulated in the guidelines, CSMC directions and instructions issued by this Ministry.



- iii. The State will utilize the sanctioned grant for the purpose for which it is released. The State Government/Nodal Agency shall furnish physical and financial progress reports every quarter.
- iv. The State will furnish the Expenditure Statement/UC as per GFR 2017 along with the details of Specialists engaged subject to financial norms approved by 1<sup>st</sup> CSMC as well as adherence to scheme guidelines.
- v. Further installment of funds will be considered on receipt of expenditure statement/UC from the State Govt. along with details of specialists engaged subject to financial norms approved by 1<sup>st</sup> CSMC as well as adherence to scheme guidelines, furnishing clarifications/supporting documents and submission of pending UCs under RAY, if any.
- vi. The State Govt./Nodal Agency shall strictly monitor the progress of the preparatory work. All bills/voucher etc. should be safely kept at SLNA level for future audit and other references.
- vii. The amount of Central Assistance approved will form a part of capacity building plan of the State under PMAY-U mission.
- viii. Transfer of funds to different entities, if any may be made through PFMS, as applicable and where there is an element of cash transfer to individuals, the same may be made through DBT/EAT module of PFMS mode, as applicable.

4. The expenditure involved is debit to the following Head of Account under Demand No. 60 of Ministry of Housing and Urban Affairs for the year 2023-24:

Major Head	3601	Grants-in-aid to State Governments
Sub-Major Head	06	Centrally Sponsored Scheme
Minor Head	101	Central Assistance/Share
Sub Head	31	Pradhan Mantri Awas Yojana (Urban)
Detailed Head	01	Assistance to State Govts.
Object Head	31.01.31	Grants-in-Aid-General

5. The amount will be credited to the State Government's Account at Reserve Bank of India, CAS, Nagpur as per procedure laid down by Ministry of Finance, Department of Expenditure in this regard.

6. As per rule 236(1) of GFR, 2017, the relevant accounts of the Grantee Institution(s)/Organisation(s) shall be open to inspection by the sanctioning authority and audit, both by the Comptroller and Auditor General of India under the provision of CAG (DPC) Act 1971 and internal audit by the Principal Accounts Office of the Ministry or Department, whenever the Institution or Organisation is called upon to do so.

7. This issues with the concurrence of the Integrated Finance Division vide **Notes # 141-143 of even number dated 20.03.2024.**

8. The sanction has been registered at **S. No. 591** of the Grants-in-Aid Register of the HFA Division for the year 2023-24.

Yours faithfully,



(B.K. Mandal)

Under Secretary to the Govt. of India

Tel.: 011-23063285

**Encl.: As above.**



**Copy to:**

1. Principal Secretary (UD & MA), State Govt. of West Bengal, Block DF-8, Sector-I, Bidhan Nagar, Kolkata-700064
2. Accountant General (A&E), West Bengal
3. Reserve Bank of India, CAS, Nagpur
4. NITI Aayog, SP Divn./FR Divn., Sansad Marg, New Delhi-1100014.
5. DDG (HFA), MoHUA
6. Dir. (IFD), MoHUA
7. DS (Budget), MoHUA
8. Section Officer (Admn-II), MoHUA, Nirman Bhawan, New Delhi
9. PMU (MIS), HFA Directorate
10. Dy. Chief (MIS), HFA Directorate may place this sanction at appropriate place on the website of the Ministry.
11. Sanction folder



(B.K. Mandal)

Under Secretary to the Govt. of India



## Details of SLTC for FY 2021-22 in respect of State of West Bengal

(Amount in Rs.)

S. No.	Designation of Specialists	Educational Qualification	Date of Joining	Date of Resignation	No. of completed months for which Specialists have worked	Salary per month paid by the State	Admissible salary per month as per CB norms	Total expenditure as per CB norms	Total expenditure incurred by the State	Total admissible expenditure as per CB norms	Admissible Central Assistance (75%)
1	Urban Planner	Post Graduate	01.04.2019	31.03.2022	12	1,30,000	85,000	10,20,000	15,60,000	10,20,000	7,65,000
2	Housing Finance & Policy Specialist	Post Graduate	01.09.2018	-	12	1,00,000	85,000	10,20,000	12,00,000	10,20,000	7,65,000
3	Municipal Finance	Post Graduate	01.09.2018	-	12	1,30,000	85,000	10,20,000	15,60,000	10,20,000	7,65,000
4	Municipal Engineer	Graduate	01.09.2018	-	12	90,000	70,000	8,40,000	10,80,000	8,40,000	6,30,000
5	PPP	Post Graduate	01.09.2019	-	12	1,30,000	85,000	10,20,000	15,60,000	10,20,000	7,65,000
6	Urban Infrastructure	Graduate	01.09.2018	-	12	95,000	70,000	8,40,000	11,40,000	8,40,000	6,30,000
7	Capacity Building	Post Graduate	01.09.2018	-	12	95,000	85,000	10,20,000	11,40,000	10,20,000	7,65,000
8	MIS	Post Graduate	01.09.2019	-	12	1,30,000	85,000	10,20,000	15,60,000	10,20,000	7,65,000
9	IEC	Post Graduate	01.09.2018	-	12	1,00,000	85,000	10,20,000	12,00,000	10,20,000	7,65,000
10	Procurement	Graduate	01.09.2018	-	12	1,00,000	70,000	8,40,000	12,00,000	8,40,000	6,30,000
<b>Total</b>						<b>11,00,000</b>	<b>8,05,000</b>	<b>96,60,000</b>	<b>1,32,00,000</b>	<b>96,60,000</b>	<b>72,45,000</b>

Admissible Central Assistance for SLTC for FY 2021-22=  
Fund already released as 1st installment of Central Assistance for SLTC for FY 2021-22=  
Fund being released as 2nd and final installment of Central Assistance for SLTC for FY 2021-22=

Rs. 72.45 lakh  
Rs. 36.225 lakh  
Rs. 36.225 lakh



## Details of CLTCs for FY 2021-22 in respect of State of West Bengal

(Amount in Rs.)

S. No.	Number of cities included in CLTCs	Name of the ULBs/CLTCs	Urban Population	No. of Specialists recruited	Designation of Specialists	Educational Qualification	Date of joining	Date of resignation	No. of completed months for which Specialists have worked	Salary per month paid by the State	Admissible salary per month as per CB norms	Salary for broken months as per CB norms	Salary for completed months as per CB norms	Total expenditure as per CB norms	Total expenditure incurred by the State	Total admissible expenditure as per CB norms	Admissible Central Assistance (75%)	
1	1	Kolkata Municipal Corporation	44,96,694	1	Urban Planner	Post Graduate	11.01.2019	-	12	70,000	70,000	-	84,000	84,000	84,000	84,000	6,30,000	
				1	Municipal/Civil Engineer	Graduate	11.01.2019	-	12	50,000	50,000	-	6,00,000	6,00,000	6,00,000	6,00,000	6,00,000	4,50,000
				1	MIS Specialist	Graduate	11.01.2019	-	12	50,000	50,000	-	6,00,000	6,00,000	6,00,000	6,00,000	6,00,000	4,50,000
2	1	Asansol Municipal Corporation	11,52,443	1	Urban Planner	Post Graduate	01.10.2020	-	12	70,000	70,000	-	84,000	84,000	84,000	84,000	6,30,000	
				1	Municipal/Civil Engineer	Graduate	11.01.2019	-	12	50,000	50,000	-	6,00,000	6,00,000	6,00,000	6,00,000	4,50,000	
				1	MIS Specialist	Graduate	11.01.2019	-	12	50,000	50,000	-	6,00,000	6,00,000	6,00,000	6,00,000	4,50,000	
3	1	Howrah Municipal Corporation	10,77,075	1	Urban Planner	Post Graduate	11.01.2019	-	12	70,000	70,000	-	84,000	84,000	84,000	84,000	6,30,000	
				1	Municipal/Civil Engineer	Graduate	11.01.2019	-	12	50,000	50,000	-	6,00,000	6,00,000	6,00,000	6,00,000	4,50,000	
				1	MIS Specialist	Graduate	11.01.2019	-	12	50,000	50,000	-	6,00,000	6,00,000	6,00,000	6,00,000	4,50,000	
4	1	Bidhannagar Municipal Corporation	6,18,358	1	Urban Planner	Post Graduate	11.01.2019	-	12	70,000	60,000	-	7,20,000	7,20,000	8,40,000	7,20,000	5,40,000	
				1	Municipal/Civil Engineer	Graduate	11.01.2019	-	12	50,000	40,000	-	4,80,000	4,80,000	6,00,000	4,80,000	3,60,000	
				1	MIS Specialist	Graduate	11.01.2019	-	12	50,000	40,000	-	4,80,000	4,80,000	6,00,000	4,80,000	3,60,000	
5	1	Durgapur Municipal Corporation	5,66,517	1	Urban Planner	Post Graduate	11.01.2019	-	12	70,000	60,000	-	7,20,000	7,20,000	8,40,000	7,20,000	5,40,000	
				1	Municipal/Civil Engineer	Graduate	11.01.2019	-	12	50,000	40,000	-	4,80,000	4,80,000	6,00,000	4,80,000	3,60,000	
				1	MIS Specialist	Graduate	11.01.2019	-	12	50,000	40,000	-	4,80,000	4,80,000	6,00,000	4,80,000	3,60,000	
6	1	Siliguri Municipal Corporation	5,13,264	1	Urban Planner	Post Graduate	11.01.2019	-	12	70,000	60,000	-	7,20,000	7,20,000	8,40,000	7,20,000	5,40,000	
				1	Municipal/Civil Engineer	Graduate	11.01.2019	-	12	50,000	40,000	-	4,80,000	4,80,000	6,00,000	4,80,000	3,60,000	
				1	MIS Specialist	Graduate	11.01.2019	-	12	50,000	40,000	-	4,80,000	4,80,000	6,00,000	4,80,000	3,60,000	
7	1	Chandannagore Municipal Corporation	1,66,867	1	Municipal/Civil Engineer	Graduate	11.01.2019	-	12	50,000	35,000	-	4,20,000	4,20,000	6,00,000	4,20,000	3,15,000	
				1	MIS Specialist	Graduate	11.01.2019	-	12	50,000	35,000	-	4,20,000	4,20,000	6,00,000	4,20,000	3,15,000	
				1	Municipal/Civil Engineer	Graduate	11.01.2019	-	12	50,000	35,000	-	4,20,000	4,20,000	6,00,000	4,20,000	3,15,000	
8	1	Alipurdwar	65,232	1	Municipal/Civil Engineer	Diploma	11.01.2019	-	12	25,000	25,000	-	3,00,000	3,00,000	3,00,000	2,25,000		
9	1	Arambag	66,175	1	Municipal/Civil Engineer	Diploma	11.01.2019	-	12	25,000	25,000	-	3,00,000	3,00,000	3,00,000	2,25,000		
10	1	Ashoknagar Kalyangar	1,21,592	1	Municipal/Civil Engineer	Diploma	11.01.2019	-	12	25,000	25,000	-	3,00,000	3,00,000	3,00,000	2,25,000		
11	1	Baduria	52,493	1	Municipal/Civil Engineer	Diploma	03.05.2021	-	10	25,000	25,000	23,387	2,50,000	2,73,387	3,00,000	2,73,387	2,05,040	
12	1	Baidyabati	1,21,110	1	Municipal/Civil Engineer	Diploma	11.01.2019	-	12	25,000	25,000	-	3,00,000	3,00,000	3,00,000	2,25,000		
13	1	Balughat	1,51,299	1	Municipal/Civil Engineer	Diploma	11.01.2019	-	12	25,000	25,000	-	3,00,000	3,00,000	3,00,000	2,25,000		
14	1	Bankura	1,37,386	1	Municipal/Civil Engineer	Diploma	11.01.2019	-	12	25,000	25,000	-	3,00,000	3,00,000	3,00,000	2,25,000		
15	1	Bansberia	1,03,920	1	Municipal/Civil Engineer	Diploma	11.01.2019	-	12	25,000	25,000	-	3,00,000	3,00,000	3,00,000	2,25,000		
16	1	Baranagar	2,45,213	1	Municipal/Civil Engineer	Diploma	11.01.2019	-	12	25,000	25,000	-	3,00,000	3,00,000	3,00,000	2,25,000		
17	1	Barasat	2,78,435	1	Municipal/Civil Engineer	Diploma	11.01.2019	-	12	25,000	25,000	-	3,00,000	3,00,000	3,00,000	2,25,000		
18	1	Bardhaman	3,14,265	1	Municipal/Civil Engineer	Diploma	01.02.2021	-	12	25,000	25,000	-	3,00,000	3,00,000	3,00,000	2,25,000		
19	1	Barrackpore	1,52,783	1	Municipal/Civil Engineer	Diploma	11.01.2019	-	12	25,000	25,000	-	3,00,000	3,00,000	3,00,000	2,25,000		
20	1	Baruipur	53,128	1	Municipal/Civil Engineer	Diploma	11.01.2019	-	12	25,000	25,000	-	3,00,000	3,00,000	3,00,000	2,25,000		
21	1	Basirhat	1,25,254	1	Municipal/Civil Engineer	Diploma	11.01.2019	-	12	25,000	25,000	-	3,00,000	3,00,000	3,00,000	2,25,000		
22	1	Behrampur	1,95,223	1	Municipal/Civil Engineer	Diploma	11.01.2019	-	12	25,000	25,000	-	3,00,000	3,00,000	3,00,000	2,25,000		
23	1	Beldanga	29,205	1	Municipal/Civil Engineer	Diploma	11.01.2019	-	12	25,000	25,000	-	3,00,000	3,00,000	3,00,000	2,25,000		
24	1	Bhadreswar	1,01,477	1	Municipal/Civil Engineer	Diploma	11.01.2019	-	12	25,000	25,000	-	3,00,000	3,00,000	3,00,000	2,25,000		
25	1	Bhatpara	3,83,762	1	Municipal/Civil Engineer	Diploma	11.01.2019	-	12	25,000	25,000	-	3,00,000	3,00,000	3,00,000	2,25,000		
26	1	Birnagar	30,799	1	Municipal/Civil Engineer	Diploma	11.01.2019	-	12	25,000	25,000	-	3,00,000	3,00,000	3,00,000	2,25,000		
27	1	Bishnupur	67,783	1	Municipal/Civil Engineer	Diploma	11.01.2019	-	12	25,000	25,000	-	3,00,000	3,00,000	3,00,000	2,25,000		
28	1	Bolpur	80,210	1	Municipal/Civil Engineer	Diploma	11.01.2019	-	12	25,000	25,000	-	3,00,000	3,00,000	3,00,000	2,25,000		
29	1	Bongaon	1,08,864	1	Municipal/Civil Engineer	Diploma	11.01.2019	-	12	25,000	25,000	-	3,00,000	3,00,000	3,00,000	2,25,000		
30	1	Budge Budge	76,837	1	Municipal/Civil Engineer	Diploma	11.01.2019	-	12	25,000	25,000	-	3,00,000	3,00,000	3,00,000	2,25,000		
31	1	Buniyadpur	46,236	1	Municipal/Civil Engineer	Diploma	11.01.2019	-	12	25,000	25,000	-	3,00,000	3,00,000	3,00,000	2,25,000		
32	1	Chakdah	95,203	1	Municipal/Civil Engineer	Diploma	11.01.2019	-	12	25,000	25,000	-	3,00,000	3,00,000	3,00,000	2,25,000		
33	1	Champdani	1,11,251	1	Municipal/Civil Engineer	Diploma	11.01.2019	-	12	25,000	25,000	-	3,00,000	3,00,000	3,00,000	2,25,000		
34	1	Chandrakona	23,629	1	Municipal/Civil Engineer	Diploma	11.01.2019	-	12	25,000	25,000	-	3,00,000	3,00,000	3,00,000	2,25,000		
35	1	Contai	92,226	1	Municipal/Civil Engineer	Diploma	11.01.2019	-	12	25,000	25,000	-	3,00,000	3,00,000	3,00,000	2,25,000		
36	1	Coochbehar	77,935	1	Municipal/Civil Engineer	Diploma	11.01.2019	-	12	25,000	25,000	-	3,00,000	3,00,000	3,00,000	2,25,000		
37	1	Coopers Camp	18,843	1	Municipal/Civil Engineer	Diploma	11.01.2019	-	12	25,000	25,000	-	3,00,000	3,00,000	3,00,000	2,25,000		
38	1	Dainhat	24,397	1	Municipal/Civil Engineer	Diploma	11.01.2019	-	12	25,000	25,000	-	3,00,000	3,00,000	3,00,000	2,25,000		
39	1	Dalkhola	36,930	1	Municipal/Civil Engineer	Diploma	11.01.2019	-	12	25,000	25,000	-	3,00,000	3,00,000	3,00,000	2,25,000		
40	1	Dankuni	94,936	1	Municipal/Civil Engineer	Diploma	11.01.2019	-	12	25,000	25,000	-	3,00,000	3,00,000	3,00,000	2,25,000		
41	1	Darjeeling	1,18,805	1	Municipal/Civil Engineer	Diploma	11.01.2019	-	12	25,000	25,000	-	3,00,000	3,00,000	3,00,000	2,25,000		
42	1	Dhulian	95,706	1	Municipal/Civil Engineer	Diploma	11.01.2019	-	12	25,000	25,000	-	3,00,000	3,00,000	3,00,000	2,25,000		
43	1	Dhupguri	44,719	1	Municipal/Civil Engineer	Diploma	11.01.2019	-	12	25,000	25,000	-	3,00,000	3,00,000	3,00,000	2,25,000		
44	1	Diamond Harbour	41,802	1	Municipal/Civil Engineer	Diploma	11.01.2019	-	12	25,000	25,000	-	3,00,000	3,00,000	3,00,000	2,25,000		
45	1	Dinhata	36,124	1	Municipal/Civil Engineer	Diploma	11.01.2019	-	12	25,000	25,000	-	3,00,000	3,00,000	3,00,000	2,25,000		
46	1	Domkal	96,949	1	Municipal/Civil Engineer	Diploma	11.01.2019	-	12	25,000	25,000	-	3,00,000	3,00,000	3,00,000	2,25,000		
47	1	Dubrajpur	38,041	1	Municipal/Civil Engineer	Diploma	11.01.2019	-	12	25,000	25,000	-	3,00,000	3,00,000	3,00,000	2,25,000		
48	1	Dumdum	1,14,786	1	Municipal/Civil Engineer	Diploma	11.01.2019	-	12	25,000	25,000	-	3,00,000	3,00,000	3,00,000	2,25,000		
49	1	Egra	30,148	1	Municipal/Civil Engineer	Diploma	11.01.2019	-	12	25,000	25,000	-	3,00,000	3,00,000	3,00,000	2,25,000		
50	1	English Bazar	2,05,521	1	Municipal/Civil Engineer	Diploma	01.02.2021	-	12	25,000	25,000	-	3,00,000	3,00,000	3,00,000	2,25,000		
51	1	Gangarampur	56,217	1	Municipal/Civil Engineer	Diploma	11.01.2019	-	12	25,000	25,000	-	3,00,000	3,00,000	3,00,000	2,25,000		



52	1	Garulia	85,336	1	Municipal/Civil Engineer	Diploma	11.01.2019	-	12	25,000	25,000	-	3,00,000	3,00,000	3,00,000	3,00,000	2,25,000
53	1	Gayeshpur	58,998	1	Municipal/Civil Engineer	Diploma	11.01.2019	-	12	25,000	25,000	-	3,00,000	3,00,000	3,00,000	3,00,000	2,25,000
54	1	Ghatal	54,591	1	Municipal/Civil Engineer	Diploma	11.01.2019	-	12	25,000	25,000	-	3,00,000	3,00,000	3,00,000	3,00,000	2,25,000
55	1	Gobardanga	45,377	1	Municipal/Civil Engineer	Diploma	11.01.2019	-	12	25,000	25,000	-	3,00,000	3,00,000	3,00,000	3,00,000	2,25,000
56	1	Guskara	35,388	1	Municipal/Civil Engineer	Diploma	11.01.2019	-	12	25,000	25,000	-	3,00,000	3,00,000	3,00,000	3,00,000	2,25,000
57	1	Habra	1,47,221	1	Municipal/Civil Engineer	Diploma	11.01.2019	-	12	25,000	25,000	-	3,00,000	3,00,000	3,00,000	3,00,000	2,25,000
58	1	Haldia	2,00,827	1	Municipal/Civil Engineer	Diploma	11.01.2019	-	12	25,000	25,000	-	3,00,000	3,00,000	3,00,000	3,00,000	2,25,000
59	1	Haldibari	14,404	1	Municipal/Civil Engineer	Diploma	11.01.2019	-	12	25,000	25,000	-	3,00,000	3,00,000	3,00,000	3,00,000	2,25,000
60	1	Halisahar	1,24,939	1	Municipal/Civil Engineer	Diploma	11.01.2019	-	12	25,000	25,000	-	3,00,000	3,00,000	3,00,000	3,00,000	2,25,000
61	1	Haringhata	32,315	1	Municipal/Civil Engineer	Diploma	11.01.2019	-	12	25,000	25,000	-	3,00,000	3,00,000	3,00,000	3,00,000	2,25,000
62	1	Hoogly Chinsurah	1,77,259	1	Municipal/Civil Engineer	Diploma	11.01.2019	-	12	25,000	25,000	-	3,00,000	3,00,000	3,00,000	3,00,000	2,25,000
63	1	Islampur	54,340	1	Municipal/Civil Engineer	Diploma	11.01.2019	-	12	25,000	25,000	-	3,00,000	3,00,000	3,00,000	3,00,000	2,25,000
64	1	Jainagar Mazilpur	25,922	1	Municipal/Civil Engineer	Diploma	11.01.2019	-	12	25,000	25,000	-	3,00,000	3,00,000	3,00,000	3,00,000	2,25,000
65	1	Jalpaiguri	1,07,341	1	Municipal/Civil Engineer	Diploma	11.01.2019	-	12	25,000	25,000	-	3,00,000	3,00,000	3,00,000	3,00,000	2,25,000
66	1	Jangipur	88,165	1	Municipal/Civil Engineer	Diploma	11.01.2019	-	12	25,000	25,000	-	3,00,000	3,00,000	3,00,000	3,00,000	2,25,000
67	1	Jhalda	19,544	1	Municipal/Civil Engineer	Diploma	11.01.2019	-	12	25,000	25,000	-	3,00,000	3,00,000	3,00,000	3,00,000	2,25,000
68	1	Jhargram	61,712	1	Municipal/Civil Engineer	Diploma	11.01.2019	-	12	25,000	25,000	-	3,00,000	3,00,000	3,00,000	3,00,000	2,25,000
69	1	Jaguaj Azimgunj	51,790	1	Municipal/Civil Engineer	Diploma	11.01.2019	-	12	25,000	25,000	-	3,00,000	3,00,000	3,00,000	3,00,000	2,25,000
70	1	Kaliaguni	53,530	1	Municipal/Civil Engineer	Diploma	11.01.2019	-	12	25,000	25,000	-	3,00,000	3,00,000	3,00,000	3,00,000	2,25,000
71	1	Kalimpong	49,403	1	Municipal/Civil Engineer	Diploma	11.01.2019	-	12	25,000	25,000	-	3,00,000	3,00,000	3,00,000	3,00,000	2,25,000
72	1	Kalna	56,722	1	Municipal/Civil Engineer	Diploma	11.01.2019	-	12	25,000	25,000	-	3,00,000	3,00,000	3,00,000	3,00,000	2,25,000
73	1	Kalyani	1,00,575	1	Municipal/Civil Engineer	Diploma	11.01.2019	-	12	25,000	25,000	-	3,00,000	3,00,000	3,00,000	3,00,000	2,25,000
74	1	Kamarhati	3,30,211	1	Municipal/Civil Engineer	Diploma	11.01.2019	-	12	25,000	25,000	-	3,00,000	3,00,000	3,00,000	3,00,000	2,25,000
75	1	Kanchrapara	1,20,345	1	Municipal/Civil Engineer	Diploma	11.01.2019	-	12	25,000	25,000	-	3,00,000	3,00,000	3,00,000	3,00,000	2,25,000
76	1	Kandi	55,632	1	Municipal/Civil Engineer	Diploma	11.01.2019	-	12	25,000	25,000	-	3,00,000	3,00,000	3,00,000	3,00,000	2,25,000
77	1	Katwa	81,615	1	Municipal/Civil Engineer	Diploma	11.01.2019	-	12	25,000	25,000	-	3,00,000	3,00,000	3,00,000	3,00,000	2,25,000
78	1	Kharagpur	2,07,604	1	Municipal/Civil Engineer	Diploma	11.01.2019	-	12	25,000	25,000	-	3,00,000	3,00,000	3,00,000	3,00,000	2,25,000
79	1	Kharar	12,118	1	Municipal/Civil Engineer	Diploma	11.01.2019	-	12	25,000	25,000	-	3,00,000	3,00,000	3,00,000	3,00,000	2,25,000
80	1	Khardah	1,08,496	1	Municipal/Civil Engineer	Diploma	11.01.2019	-	12	25,000	25,000	-	3,00,000	3,00,000	3,00,000	3,00,000	2,25,000
81	1	Khirpai	16,384	1	Municipal/Civil Engineer	Diploma	11.01.2019	-	12	25,000	25,000	-	3,00,000	3,00,000	3,00,000	3,00,000	2,25,000
82	1	Konnagar	76,172	1	Municipal/Civil Engineer	Diploma	11.01.2019	-	12	25,000	25,000	-	3,00,000	3,00,000	3,00,000	3,00,000	2,25,000
83	1	Krishnanagar	1,53,062	1	Municipal/Civil Engineer	Diploma	11.01.2019	-	12	25,000	25,000	-	3,00,000	3,00,000	3,00,000	3,00,000	2,25,000
84	1	Kurseong	42,446	1	Municipal/Civil Engineer	Diploma	11.01.2019	-	12	25,000	25,000	-	3,00,000	3,00,000	3,00,000	3,00,000	2,25,000
85	1	Madhyamgram	1,96,127	1	Municipal/Civil Engineer	Diploma	11.01.2019	-	12	25,000	25,000	-	3,00,000	3,00,000	3,00,000	3,00,000	2,25,000
86	1	Maheshala	4,48,317	1	Municipal/Civil Engineer	Diploma	11.01.2019	-	12	25,000	25,000	-	3,00,000	3,00,000	3,00,000	3,00,000	2,25,000
87	1	Mal	25,218	1	Municipal/Civil Engineer	Diploma	11.01.2019	-	12	25,000	25,000	-	3,00,000	3,00,000	3,00,000	3,00,000	2,25,000
88	1	Mathabhanga	23,890	1	Municipal/Civil Engineer	Diploma	11.01.2019	-	12	25,000	25,000	-	3,00,000	3,00,000	3,00,000	3,00,000	2,25,000
89	1	Medinipur	1,69,264	1	Municipal/Civil Engineer	Diploma	11.01.2019	-	12	25,000	25,000	-	3,00,000	3,00,000	3,00,000	3,00,000	2,25,000
90	1	Mekhliguni	9,127	1	Municipal/Civil Engineer	Diploma	11.01.2019	-	12	25,000	25,000	-	3,00,000	3,00,000	3,00,000	3,00,000	2,25,000
91	1	Memari	41,451	1	Municipal/Civil Engineer	Diploma	11.01.2019	-	12	25,000	25,000	-	3,00,000	3,00,000	3,00,000	3,00,000	2,25,000
92	1	Mirik	11,513	1	Municipal/Civil Engineer	Diploma	11.01.2019	-	12	25,000	25,000	-	3,00,000	3,00,000	3,00,000	3,00,000	2,25,000
93	1	Murshidabad	44,019	1	Municipal/Civil Engineer	Diploma	11.01.2019	-	12	25,000	25,000	-	3,00,000	3,00,000	3,00,000	3,00,000	2,25,000
94	1	Nabadwip	1,25,543	1	Municipal/Civil Engineer	Diploma	11.01.2019	-	12	25,000	25,000	-	3,00,000	3,00,000	3,00,000	3,00,000	2,25,000
95	1	Naihati	2,17,900	1	Municipal/Civil Engineer	Diploma	11.01.2019	-	12	25,000	25,000	-	3,00,000	3,00,000	3,00,000	3,00,000	2,25,000
96	1	Nalhati	41,534	1	Municipal/Civil Engineer	Diploma	11.01.2019	-	12	25,000	25,000	-	3,00,000	3,00,000	3,00,000	3,00,000	2,25,000
97	1	New Barrackpore	76,846	1	Municipal/Civil Engineer	Diploma	11.01.2019	-	12	25,000	25,000	-	3,00,000	3,00,000	3,00,000	3,00,000	2,25,000
98	1	North Barrackpore	1,32,806	1	Municipal/Civil Engineer	Diploma	11.01.2019	-	12	25,000	25,000	-	3,00,000	3,00,000	3,00,000	3,00,000	2,25,000
99	1	North Dum Dum	2,49,142	1	Municipal/Civil Engineer	Diploma	11.01.2019	-	12	25,000	25,000	-	3,00,000	3,00,000	3,00,000	3,00,000	2,25,000
100	1	Old Malda	84,012	1	Municipal/Civil Engineer	Diploma	11.01.2019	-	12	25,000	25,000	-	3,00,000	3,00,000	3,00,000	3,00,000	2,25,000
101	1	Panihati	3,77,347	1	Municipal/Civil Engineer	Diploma	11.01.2019	-	12	25,000	25,000	-	3,00,000	3,00,000	3,00,000	3,00,000	2,25,000
102	1	Panskura	57,932	1	Municipal/Civil Engineer	Diploma	11.01.2019	-	12	25,000	25,000	-	3,00,000	3,00,000	3,00,000	3,00,000	2,25,000
103	1	Pujali	37,047	1	Municipal/Civil Engineer	Diploma	11.01.2019	-	12	25,000	25,000	-	3,00,000	3,00,000	3,00,000	3,00,000	2,25,000
104	1	Purulia	1,21,067	1	Municipal/Civil Engineer	Diploma	11.01.2019	-	12	25,000	25,000	-	3,00,000	3,00,000	3,00,000	3,00,000	2,25,000
105	1	Raghunathpur	25,561	1	Municipal/Civil Engineer	Diploma	11.01.2019	-	12	25,000	25,000	-	3,00,000	3,00,000	3,00,000	3,00,000	2,25,000
106	1	Raiganj	1,83,612	1	Municipal/Civil Engineer	Diploma	11.01.2019	-	12	25,000	25,000	-	3,00,000	3,00,000	3,00,000	3,00,000	2,25,000
107	1	Rajpur Sonarpur	4,24,368	1	Municipal/Civil Engineer	Diploma	11.01.2019	-	12	25,000	25,000	-	3,00,000	3,00,000	3,00,000	3,00,000	2,25,000
108	1	Ramjibonpur	19,611	1	Municipal/Civil Engineer	Diploma	11.01.2019	-	12	25,000	25,000	-	3,00,000	3,00,000	3,00,000	3,00,000	2,25,000
109	1	Rampurhat	57,833	1	Municipal/Civil Engineer	Diploma	11.01.2019	-	12	25,000	25,000	-	3,00,000	3,00,000	3,00,000	3,00,000	2,25,000
110	1	Ranaghat	75,365	1	Municipal/Civil Engineer	Diploma	11.01.2019	-	12	25,000	25,000	-	3,00,000	3,00,000	3,00,000	3,00,000	2,25,000
111	1	Rishra	1,24,577	1	Municipal/Civil Engineer	Diploma	11.01.2019	-	12	25,000	25,000	-	3,00,000	3,00,000	3,00,000	3,00,000	2,25,000
112	1	Sainthia	44,601	1	Municipal/Civil Engineer	Diploma	11.01.2019	-	12	25,000	25,000	-	3,00,000	3,00,000	3,00,000	3,00,000	2,25,000
113	1	Santipur	1,51,777	1	Municipal/Civil Engineer	Diploma	11.01.2019	-	12	25,000	25,000	-	3,00,000	3,00,000	3,00,000	3,00,000	2,25,000
114	1	Sonamukhi	29,085	1	Municipal/Civil Engineer	Diploma	11.01.2019	-	12	25,000	25,000	-	3,00,000	3,00,000	3,00,000	3,00,000	2,25,000
115	1	South Dumdum	4,03,316	1	Municipal/Civil Engineer	Diploma	11.01.2019	-	12	25,000	25,000	-	3,00,000	3,00,000	3,00,000	3,00,000	2,25,000
116	1	Sreerampur	1,81,842	1	Municipal/Civil Engineer	Diploma	11.01.2019	-	12	25,000	25,000	-	3,00,000	3,00,000	3,00,000	3,00,000	2,25,000
117	1	Suri	67,864	1	Municipal/Civil Engineer	Diploma	11.01.2019	-	12	25,000	25,000	-	3,00,000	3,00,000	3,00,000	3,00,000	2,25,000
118	1	Taherpur	20,894	1	Municipal/Civil Engineer	Diploma	11.01.2019	-	12	25,000	25,000	-	3,00,000	3,00,000	3,00,000	3,00,000	2,25,000
119	1	Taki	38,263	1	Municipal/Civil Engineer	Diploma	11.01.2019	-	12	25,000	25,000	-	3,00,000	3,00,000	3,00,000	3,00,000	2,25,000
120	1	Tamralipta	65,306	1	Municipal/Civil Engineer	Diploma	11.01.2019	-	12	25,000	25,000	-	3,00,00				



121	1	Tarakeswar	30,947	1	Municipal/Civil Engineer	Diploma	11.01.2019	-	12	25,000	25,000	-	3,00,000	3,00,000	3,00,000	3,00,000	2,25,000
122	1	Titagarh	1,16,541	1	Municipal/Civil Engineer	Diploma	11.01.2019	-	12	25,000	25,000	-	3,00,000	3,00,000	3,00,000	3,00,000	2,25,000
123	1	Tufangunj	20,998	1	Municipal/Civil Engineer	Diploma	11.01.2019	-	12	25,000	25,000	-	3,00,000	3,00,000	3,00,000	3,00,000	2,25,000
124	1	Uluberia	2,22,240	1	Municipal/Civil Engineer	Diploma	11.01.2019	-	12	25,000	25,000	-	3,00,000	3,00,000	3,00,000	3,00,000	2,25,000
125	1	Uttarpara Kotrung	1,59,147	1	Municipal/Civil Engineer	Diploma	11.01.2019	-	12	25,000	25,000	-	3,00,000	3,00,000	3,00,000	3,00,000	2,25,000
<b>Total</b>	<b>125</b>	<b>125</b>	<b>96,55,125</b>	<b>138</b>	<b>-</b>	<b>-</b>	<b>-</b>	<b>-</b>	<b>-</b>	<b>40,70,000</b>	<b>39,50,000</b>	<b>23,387</b>	<b>4,73,50,000</b>	<b>4,73,73,387</b>	<b>4,88,40,000</b>	<b>4,73,73,387</b>	<b>3,55,30,040</b> <b>(Say Rs. 355.30 lakh)</b>

**Admissible Central Assistance for CLTCs for FY 2021-22= Rs. 355.300 lakh**  
**Fund already released as 1st installment of Central Assistance for CLTCs for FY 2021-22= Rs. 179.775 lakh**  
**Fund being released as 2nd and final installment of Central Assistance for CLTCs for FY 2021-22= Rs. 175.525 lakh**

*Handwritten signature*



## Details of SLTC for FY 2022-23 in respect of State of West Bengal

(Amount in Rs.)

S. No.	Designation of Specialists	Educational Qualification	Date of Joining	Date of Resignation	No. of completed months for which Specialists have worked	Salary per month paid by the State	Admissible salary per month as per CB norms	Total expenditure as per CB norms	Total expenditure incurred by the State	Total admissible expenditure as per CB norms	Admissible Central Assistance (75%)
1	Housing Finance & Policy Specialist	Post Graduate	01.09.2018	-	12	1,30,000	85,000	10,20,000	15,60,000	10,20,000	7,65,000
2	Municipal Finance Specialist	Post Graduate	01.09.2018	-	12	1,30,000	85,000	10,20,000	15,60,000	10,20,000	7,65,000
3	Municipal Engineer	Graduate	01.09.2018	-	12	90,000	70,000	8,40,000	10,80,000	8,40,000	6,30,000
4	PPP Expert	Post Graduate	01.09.2019	-	12	1,30,000	85,000	10,20,000	15,60,000	10,20,000	7,65,000
5	Urban Infrastructure Specialist	Graduate	01.09.2018	-	12	95,000	70,000	8,40,000	11,40,000	8,40,000	6,30,000
6	Capacity Building Specialist	Post Graduate	01.09.2018	-	12	1,30,000	85,000	10,20,000	15,60,000	10,20,000	7,65,000
7	MIS Expert	Post Graduate	01.09.2019	-	12	1,30,000	85,000	10,20,000	15,60,000	10,20,000	7,65,000
8	IEC Specialist	Post Graduate	01.09.2018	-	12	1,30,000	85,000	10,20,000	15,60,000	10,20,000	7,65,000
9	Procurement Specialist	Graduate	01.09.2018	-	12	1,00,000	70,000	8,40,000	12,00,000	8,40,000	6,30,000
<b>Total</b>						<b>10,65,000</b>	<b>7,20,000</b>	<b>86,40,000</b>	<b>1,27,80,000</b>	<b>86,40,000</b>	<b>64,80,000</b>





## Details of CLTCs for FY 2022-23 in respect of State of West Bengal

(Amount in Rs.)

S. No.	Number of cities included in CLTCs	Name of the ULBs/CLTCs	Urban Population	No. of Specialists	Designation of Specialists	Educational Qualification	Date of Joining	Date of Resignation	No. of completed months for which Specialists have worked	Salary per month paid by the State	Admissible salary per month as per CB norms	Salary for broken months as per CB norms	Salary for completed months as per CB norms	Total expenditure as per CB norms	Total expenditure incurred by the State	Total admissible expenditure as per CB norms	Admissible Central Assistance (75%)	
1	1	Kolkata Municipal Corporation	44,96,694	1	Urban Planner	Post Graduate	11.01.2019	-	12	70,000	70,000	-	8,40,000	8,40,000	8,40,000	8,40,000	6,30,000	
				1	Municipal/Civil Engineer	Graduate	11.01.2019	-	12	50,000	50,000	-	6,00,000	6,00,000	6,00,000	6,00,000	6,00,000	4,50,000
				1	MIS Specialist	Graduate	11.01.2019	-	12	50,000	50,000	-	6,00,000	6,00,000	6,00,000	6,00,000	6,00,000	4,50,000
2	1	Asansol Municipal Corporation	11,52,443	1	Urban Planner	Post Graduate	01.10.2020	30.11.2022	8	70,000	70,000	-	5,60,000	5,60,000	5,60,000	5,60,000	4,20,000	
				1	Urban Planner	Post Graduate	01.12.2022	-	4	70,000	70,000	-	2,80,000	2,80,000	2,80,000	2,80,000	2,10,000	
				1	Municipal/Civil Engineer	Graduate	11.01.2019	-	12	50,000	50,000	-	6,00,000	6,00,000	6,00,000	6,00,000	6,00,000	4,50,000
3	1	Howrah Municipal Corporation	10,77,075	1	MIS Specialist	Graduate	11.01.2019	-	12	50,000	50,000	-	6,00,000	6,00,000	6,00,000	6,00,000	4,50,000	
				1	Urban Planner	Post Graduate	11.01.2019	26.10.2022	6	70,000	70,000	58,710	4,20,000	4,78,710	4,90,000	4,78,710	3,59,032	
				1	Urban Planner	Post Graduate	01.11.2022	-	5	70,000	70,000	-	3,50,000	3,50,000	3,50,000	3,50,000	2,62,500	
4	1	Bidhannagar Municipal Corporation	6,18,358	1	Municipal/Civil Engineer	Graduate	11.01.2019	-	12	50,000	50,000	-	6,00,000	6,00,000	6,00,000	6,00,000	4,50,000	
				1	MIS Specialist	Graduate	11.01.2019	-	12	50,000	50,000	-	6,00,000	6,00,000	6,00,000	6,00,000	4,50,000	
				1	Urban Planner	Post Graduate	11.01.2019	-	12	70,000	60,000	-	7,20,000	7,20,000	8,40,000	7,20,000	5,40,000	
5	1	Durgapur Municipal Corporation	5,66,517	1	Municipal/Civil Engineer	Graduate	11.01.2019	-	12	70,000	60,000	-	7,20,000	7,20,000	8,40,000	7,20,000	5,40,000	
				1	Municipal/Civil Engineer	Graduate	11.01.2019	-	12	50,000	40,000	-	4,80,000	4,80,000	6,00,000	4,80,000	3,60,000	
				1	MIS Specialist	Graduate	11.01.2019	31.08.2022	5	50,000	40,000	-	2,00,000	2,00,000	2,50,000	2,00,000	1,50,000	
6	1	Siliguri Municipal Corporation	5,13,264	1	MIS Specialist	Graduate	12.09.2022	-	6	50,000	40,000	25,333	2,40,000	2,65,333	3,50,000	2,65,333	1,99,000	
				1	Urban Planner	Post Graduate	11.01.2019	-	12	70,000	60,000	-	7,20,000	7,20,000	8,40,000	7,20,000	5,40,000	
				1	Municipal/Civil Engineer	Graduate	11.01.2019	-	12	50,000	40,000	-	4,80,000	4,80,000	6,00,000	4,80,000	3,60,000	
7	1	Chandannagore Municipal Corporation	1,66,867	1	MIS Specialist	Graduate	11.01.2019	-	12	50,000	35,000	-	4,20,000	4,20,000	6,00,000	4,20,000	3,15,000	
				1	MIS Specialist	Graduate	11.01.2019	-	12	50,000	35,000	-	4,20,000	4,20,000	6,00,000	4,20,000	3,15,000	
				1	Urban Planner	Post Graduate	26.09.2022	-	6	60,000	45,000	7,500	2,70,000	2,77,500	3,60,000	2,77,500	2,08,125	
8	1	Alipurduar	65,232	1	Municipal/Civil Engineer	Diploma	11.01.2019	-	12	25,000	25,000	-	3,00,000	3,00,000	3,00,000	3,00,000	2,25,000	
9	1	Arambag	66,175	1	Municipal/Civil Engineer	Diploma	11.01.2019	-	12	25,000	25,000	-	3,00,000	3,00,000	3,00,000	3,00,000	2,25,000	
10	1	Ashoknagar Kalyangar	1,21,592	1	Municipal/Civil Engineer	Diploma	11.01.2019	-	12	25,000	25,000	-	3,00,000	3,00,000	3,00,000	3,00,000	2,25,000	
11	1	Baduria	52,493	1	Municipal/Civil Engineer	Diploma	03.05.2021	-	12	25,000	25,000	-	3,00,000	3,00,000	3,00,000	3,00,000	2,25,000	
12	1	Baidyabati	1,21,110	1	Municipal/Civil Engineer	Diploma	11.01.2019	-	12	25,000	25,000	-	3,00,000	3,00,000	3,00,000	3,00,000	2,25,000	
13	1	Bally	2,93,373	1	Municipal/Civil Engineer	Diploma	24.01.2022	31.08.2023	5	25,000	25,000	-	1,25,000	1,25,000	1,25,000	1,25,000	93,750	
				1	Municipal/Civil Engineer	Diploma	01.09.2023	-	7	25,000	25,000	-	1,75,000	1,75,000	1,75,000	1,75,000	1,31,250	
14	1	Balurghat	1,51,299	1	Municipal/Civil Engineer	Diploma	11.01.2019	-	12	25,000	25,000	-	3,00,000	3,00,000	3,00,000	3,00,000	2,25,000	
15	1	Bankura	1,37,386	1	Municipal/Civil Engineer	Diploma	11.01.2019	-	12	25,000	25,000	-	3,00,000	3,00,000	3,00,000	3,00,000	2,25,000	
16	1	Bansberia	1,03,920	1	Municipal/Civil Engineer	Diploma	11.01.2019	-	12	25,000	25,000	-	3,00,000	3,00,000	3,00,000	3,00,000	2,25,000	
17	1	Baranagar	2,45,213	1	Municipal/Civil Engineer	Diploma	11.01.2019	-	12	25,000	25,000	-	3,00,000	3,00,000	3,00,000	3,00,000	2,25,000	
18	1	Barasat	2,78,435	1	Municipal/Civil Engineer	Diploma	11.01.2019	-	12	25,000	25,000	-	3,00,000	3,00,000	3,00,000	3,00,000	2,25,000	
19	1	Bardhaman	3,14,265	1	Municipal/Civil Engineer	Diploma	01.02.2021	-	12	25,000	25,000	-	3,00,000	3,00,000	3,00,000	3,00,000	2,25,000	
20	1	Barrackpore	1,52,783	1	Municipal/Civil Engineer	Diploma	11.01.2019	-	12	25,000	25,000	-	3,00,000	3,00,000	3,00,000	3,00,000	2,25,000	
21	1	Baruipur	53,128	1	Municipal/Civil Engineer	Diploma	11.01.2019	-	12	25,000	25,000	-	3,00,000	3,00,000	3,00,000	3,00,000	2,25,000	
22	1	Basirhat	1,25,254	1	Municipal/Civil Engineer	Diploma	11.01.2019	-	12	25,000	25,000	-	3,00,000	3,00,000	3,00,000	3,00,000	2,25,000	
23	1	Behrampur	1,95,223	1	Municipal/Civil Engineer	Diploma	11.01.2019	-	12	25,000	25,000	-	3,00,000	3,00,000	3,00,000	3,00,000	2,25,000	
24	1	Beldanga	29,205	1	Municipal/Civil Engineer	Diploma	11.01.2019	-	12	25,000	25,000	-	3,00,000	3,00,000	3,00,000	3,00,000	2,25,000	
25	1	Bhadreswar	1,01,477	1	Municipal/Civil Engineer	Diploma	11.01.2019	-	12	25,000	25,000	-	3,00,000	3,00,000	3,00,000	3,00,000	2,25,000	
26	1	Bhatpara	3,83,762	1	Municipal/Civil Engineer	Diploma	11.01.2019	-	12	25,000	25,000	-	3,00,000	3,00,000	3,00,000	3,00,000	2,25,000	
27	1	Birnaagar	30,799	1	Municipal/Civil Engineer	Diploma	11.01.2019	-	12	25,000	25,000	-	3,00,000	3,00,000	3,00,000	3,00,000	2,25,000	
28	1	Bishnupur	67,783	1	Municipal/Civil Engineer	Diploma	11.01.2019	-	12	25,000	25,000	-	3,00,000	3,00,000	3,00,000	3,00,000	2,25,000	
29	1	Bolpur	80,210	1	Municipal/Civil Engineer	Diploma	11.01.2019	-	12	25,000	25,000	-	3,00,000	3,00,000	3,00,000	3,00,000	2,25,000	
30	1	Bongaon	1,08,864	1	Municipal/Civil Engineer	Diploma	11.01.2019	-	12	25,000	25,000	-	3,00,000	3,00,000	3,00,000	3,00,000	2,25,000	
31	1	Budde Budge	76,837	1	Municipal/Civil Engineer	Diploma	11.01.2019	-	12	25,000	25,000	-	3,00,000	3,00,000	3,00,000	3,00,000	2,25,000	
32	1	Buniyadpur	46,236	1	Municipal/Civil Engineer	Diploma	11.01.2019	-	12	25,000	25,000	-	3,00,000	3,00,000	3,00,000	3,00,000	2,25,000	
33	1	Chakdah	95,203	1	Municipal/Civil Engineer	Diploma	11.01.2019	-	12	25,000	25,000	-	3,00,000	3,00,000	3,00,000	3,00,000	2,25,000	
34	1	Champdani	1,11,251	1	Municipal/Civil Engineer	Diploma	11.01.2019	-	12	25,000	25,000	-	3,00,000	3,00,000	3,00,000	3,00,000	2,25,000	
35	1	Chandrakona	23,629	1	Municipal/Civil Engineer	Diploma	11.01.2019	-	12	25,000	25,000	-	3,00,000	3,00,000	3,00,000	3,00,000	2,25,000	
36	1	Contai	92,226	1	Municipal/Civil Engineer	Diploma	11.01.2019	-	12	25,000	25,000	-	3,00,000	3,00,000	3,00,000	3,00,000	2,25,000	
37	1	Coochbehar	77,935	1	Municipal/Civil Engineer	Diploma	11.01.2019	-	12	25,000	25,000	-	3,00,000	3,00,000	3,00,000	3,00,000	2,25,000	
38	1	Coopers Camp	18,843	1	Municipal/Civil Engineer	Diploma	11.01.2019	-	12	25,000	25,000	-	3,00,000	3,00,000	3,00,000	3,00,000	2,25,000	
39	1	Dainhat	24,397	1	Municipal/Civil Engineer	Diploma	11.01.2019	-	12	25,000	25,000	-	3,00,000	3,00,000	3,00,000	3,00,000	2,25,000	
40	1	Dalkhola	36,930	1	Municipal/Civil Engineer	Diploma	11.01.2019	-	12	25,000	25,000	-	3,00,000	3,00,000	3,00,000	3,00,000	2,25,000	
41	1	Dankuni	94,936	1	Municipal/Civil Engineer	Diploma	11.01.2019	-	12	25,000	25,000	-	3,00,000	3,00,000	3,00,000	3,00,000	2,25,000	
42	1	Darjeeling	1,18,805	1	Municipal/Civil Engineer	Diploma	11.01.2019	10.10.2022	6	25,000	25,000	8,065	1,50,000	1,58,065	1,50,000	1,12,500		
				1	Municipal/Civil Engineer	Diploma	19.10.2022	-	5	25,000	25,000	10,484	1,25,000	1,35,484	1,50,000	1,35,484	1,01,613	
43	1	Dhulian	95,706	1	Municipal/Civil Engineer	Diploma	11.01.2019	-	12	25,000	25,000	-	3,00,000	3,00,000	3,00,000	3,00,000	2,25,000	



44	1	Dhupquri	44,719	1	Municipal/Civil Engineer	Diploma	11.01.2019	-	12	25,000	25,000	-	3,00,000	3,00,000	3,00,000	3,00,000	2,25,000
45	1	Diamond Harbour	41,802	1	Municipal/Civil Engineer	Diploma	11.01.2019	-	12	25,000	25,000	-	3,00,000	3,00,000	3,00,000	3,00,000	2,25,000
46	1	Dinhata	36,124	1	Municipal/Civil Engineer	Diploma	11.01.2019	-	12	25,000	25,000	-	3,00,000	3,00,000	3,00,000	3,00,000	2,25,000
47	1	Domkal	96,949	1	Municipal/Civil Engineer	Diploma	11.01.2019	-	12	25,000	25,000	-	3,00,000	3,00,000	3,00,000	3,00,000	2,25,000
48	1	Dubraipur	38,041	1	Municipal/Civil Engineer	Diploma	11.01.2019	-	12	25,000	25,000	-	3,00,000	3,00,000	3,00,000	3,00,000	2,25,000
49	1	Dumdum	1,14,786	1	Municipal/Civil Engineer	Diploma	11.01.2019	-	12	25,000	25,000	-	3,00,000	3,00,000	3,00,000	3,00,000	2,25,000
50	1	Egra	30,148	1	Municipal/Civil Engineer	Diploma	11.01.2019	-	12	25,000	25,000	-	3,00,000	3,00,000	3,00,000	3,00,000	2,25,000
51	1	English Bazar	2,05,521	1	Municipal/Civil Engineer	Diploma	01.02.2021	-	12	25,000	25,000	-	3,00,000	3,00,000	3,00,000	3,00,000	2,25,000
52	1	Gangarampur	56,217	1	Municipal/Civil Engineer	Diploma	11.01.2019	-	12	25,000	25,000	-	3,00,000	3,00,000	3,00,000	3,00,000	2,25,000
53	1	Garulia	85,336	1	Municipal/Civil Engineer	Diploma	11.01.2019	-	12	25,000	25,000	-	3,00,000	3,00,000	3,00,000	3,00,000	2,25,000
54	1	Gaveshpur	58,998	1	Municipal/Civil Engineer	Diploma	11.01.2019	-	12	25,000	25,000	-	3,00,000	3,00,000	3,00,000	3,00,000	2,25,000
55	1	Ghatol	54,591	1	Municipal/Civil Engineer	Diploma	11.01.2019	-	12	25,000	25,000	-	3,00,000	3,00,000	3,00,000	3,00,000	2,25,000
56	1	Gobardanga	45,377	1	Municipal/Civil Engineer	Diploma	11.01.2019	-	12	25,000	25,000	-	3,00,000	3,00,000	3,00,000	3,00,000	2,25,000
57	1	Guskara	35,388	1	Municipal/Civil Engineer	Diploma	11.01.2019	-	12	25,000	25,000	-	3,00,000	3,00,000	3,00,000	3,00,000	2,25,000
58	1	Habra	1,47,221	1	Municipal/Civil Engineer	Diploma	11.01.2019	-	12	25,000	25,000	-	3,00,000	3,00,000	3,00,000	3,00,000	2,25,000
59	1	Haldia	2,00,827	1	Municipal/Civil Engineer	Diploma	11.01.2019	-	12	25,000	25,000	-	3,00,000	3,00,000	3,00,000	3,00,000	2,25,000
60	1	Haldibari	14,404	1	Municipal/Civil Engineer	Diploma	11.01.2019	-	12	25,000	25,000	-	3,00,000	3,00,000	3,00,000	3,00,000	2,25,000
61	1	Halisahar	1,24,939	1	Municipal/Civil Engineer	Diploma	11.01.2019	-	12	25,000	25,000	-	3,00,000	3,00,000	3,00,000	3,00,000	2,25,000
62	1	Haringhata	32,315	1	Municipal/Civil Engineer	Diploma	11.01.2019	-	12	25,000	25,000	-	3,00,000	3,00,000	3,00,000	3,00,000	2,25,000
63	1	Hoogly Chinsurah	1,77,259	1	Municipal/Civil Engineer	Diploma	11.01.2019	-	12	25,000	25,000	-	3,00,000	3,00,000	3,00,000	3,00,000	2,25,000
64	1	Islampur	54,340	1	Municipal/Civil Engineer	Diploma	11.01.2019	-	12	25,000	25,000	-	3,00,000	3,00,000	3,00,000	3,00,000	2,25,000
65	1	Jainagar Mazilpur	25,922	1	Municipal/Civil Engineer	Diploma	11.01.2019	30.09.2022	6	25,000	25,000	-	1,50,000	1,50,000	1,50,000	1,50,000	1,12,500
66	1	Jalpaiguri	1,07,341	1	Municipal/Civil Engineer	Diploma	11.01.2019	-	12	25,000	25,000	16,129	1,25,000	1,41,129	1,50,000	1,41,129	1,05,847
67	1	Jangipur	88,165	1	Municipal/Civil Engineer	Diploma	11.01.2019	-	12	25,000	25,000	-	3,00,000	3,00,000	3,00,000	3,00,000	2,25,000
68	1	Jhalda	19,544	1	Municipal/Civil Engineer	Diploma	11.01.2019	-	12	25,000	25,000	-	3,00,000	3,00,000	3,00,000	3,00,000	2,25,000
69	1	Jhargram	61,712	1	Municipal/Civil Engineer	Diploma	11.01.2019	-	12	25,000	25,000	-	3,00,000	3,00,000	3,00,000	3,00,000	2,25,000
70	1	Jiaquni Azimquni	51,790	1	Municipal/Civil Engineer	Diploma	11.01.2019	-	12	25,000	25,000	-	3,00,000	3,00,000	3,00,000	3,00,000	2,25,000
71	1	Kaliaganj	53,530	1	Municipal/Civil Engineer	Diploma	11.01.2019	30.11.2022	8	25,000	25,000	-	2,00,000	2,00,000	2,00,000	2,00,000	1,50,000
72	1	Kalimpong	49,403	1	Municipal/Civil Engineer	Diploma	01.12.2022	-	4	25,000	25,000	-	1,00,000	1,00,000	1,00,000	1,00,000	75,000
73	1	Kalna	56,722	1	Municipal/Civil Engineer	Diploma	11.01.2019	-	12	25,000	25,000	-	3,00,000	3,00,000	3,00,000	3,00,000	2,25,000
74	1	Kalyani	1,00,575	1	Municipal/Civil Engineer	Diploma	11.01.2019	-	12	25,000	25,000	-	3,00,000	3,00,000	3,00,000	3,00,000	2,25,000
75	1	Kamarhati	3,30,211	1	Municipal/Civil Engineer	Diploma	11.01.2019	-	12	25,000	25,000	-	3,00,000	3,00,000	3,00,000	3,00,000	2,25,000
76	1	Kanchrapara	1,20,345	1	Municipal/Civil Engineer	Diploma	11.01.2019	-	12	25,000	25,000	-	3,00,000	3,00,000	3,00,000	3,00,000	2,25,000
77	1	Kandi	55,632	1	Municipal/Civil Engineer	Diploma	11.01.2019	-	12	25,000	25,000	-	3,00,000	3,00,000	3,00,000	3,00,000	2,25,000
78	1	Katwa	81,615	1	Municipal/Civil Engineer	Diploma	01.02.2023	-	2	25,000	25,000	-	50,000	50,000	3,00,000	50,000	37,500
79	1	Kharagpur	2,07,604	1	Municipal/Civil Engineer	Diploma	11.01.2019	-	12	25,000	25,000	-	3,00,000	3,00,000	3,00,000	3,00,000	2,25,000
80	1	Kharar	12,118	1	Municipal/Civil Engineer	Diploma	01.02.2023	-	2	25,000	25,000	-	50,000	50,000	3,00,000	50,000	37,500
81	1	Khurdah	1,08,496	1	Municipal/Civil Engineer	Diploma	11.01.2019	-	12	25,000	25,000	-	3,00,000	3,00,000	3,00,000	3,00,000	2,25,000
82	1	Khirpal	16,384	1	Municipal/Civil Engineer	Diploma	11.01.2019	-	12	25,000	25,000	-	3,00,000	3,00,000	3,00,000	3,00,000	2,25,000
83	1	Konnagar	76,172	1	Municipal/Civil Engineer	Diploma	11.01.2019	-	12	25,000	25,000	-	3,00,000	3,00,000	3,00,000	3,00,000	2,25,000
84	1	Krishnanagar	1,53,062	1	Municipal/Civil Engineer	Diploma	11.01.2019	-	12	25,000	25,000	-	3,00,000	3,00,000	3,00,000	3,00,000	2,25,000
85	1	Kurseong	42,446	1	Municipal/Civil Engineer	Diploma	11.01.2019	-	12	25,000	25,000	-	3,00,000	3,00,000	3,00,000	3,00,000	2,25,000
86	1	Madhyamgram	1,96,127	1	Municipal/Civil Engineer	Diploma	11.01.2019	-	12	25,000	25,000	-	3,00,000	3,00,000	3,00,000	3,00,000	2,25,000
87	1	Maheshala	4,48,317	1	Municipal/Civil Engineer	Diploma	11.01.2019	-	12	25,000	25,000	-	3,00,000	3,00,000	3,00,000	3,00,000	2,25,000
88	1	Mal	25,218	1	Municipal/Civil Engineer	Diploma	11.01.2019	-	12	25,000	25,000	-	3,00,000	3,00,000	3,00,000	3,00,000	2,25,000
89	1	Mathabhanga	23,890	1	Municipal/Civil Engineer	Diploma	11.01.2019	-	12	25,000	25,000	-	3,00,000	3,00,000	3,00,000	3,00,000	2,25,000
90	1	Medinipur	1,69,264	1	Municipal/Civil Engineer	Diploma	11.01.2019	-	12	25,000	25,000	-	3,00,000	3,00,000	3,00,000	3,00,000	2,25,000
91	1	Mekhliganj	9,127	1	Municipal/Civil Engineer	Diploma	11.01.2019	-	12	25,000	25,000	-	3,00,000	3,00,000	3,00,000	3,00,000	2,25,000
92	1	Memari	41,451	1	Municipal/Civil Engineer	Diploma	11.01.2019	30.06.2022	3	25,000	25,000	-	75,000	75,000	75,000	75,000	56,250
93	1	Mirik	11,513	1	Municipal/Civil Engineer	Diploma	01.07.2022	-	9	25,000	25,000	-	2,25,000	2,25,000	2,25,000	2,25,000	1,68,750
94	1	Murshidabad	44,019	1	Municipal/Civil Engineer	Diploma	11.01.2019	-	12	25,000	25,000	-	3,00,000	3,00,000	3,00,000	3,00,000	2,25,000
95	1	Nabadwip	1,25,543	1	Municipal/Civil Engineer	Diploma	11.01.2019	-	12	25,000	25,000	-	3,00,000	3,00,000	3,00,000	3,00,000	2,25,000
96	1	Naihati	2,17,900	1	Municipal/Civil Engineer	Diploma	11.01.2019	-	12	25,000	25,000	-	3,00,000	3,00,000	3,00,000	3,00,000	2,25,000
97	1	Naihati	41,534	1	Municipal/Civil Engineer	Diploma	11.01.2019	-	12	25,000	25,000	-	3,00,000	3,00,000	3,00,000	3,00,000	2,25,000
98	1	New Barrackpore	76,846	1	Municipal/Civil Engineer	Diploma	11.01.2019	31.05.2022	2	25,000	25,000	-	50,000	50,000	50,000	50,000	37,500
99	1	North Barrackpore	1,32,806	1	Municipal/Civil Engineer	Diploma	01.06.2022	-	10	25,000	25,000	-	2,50,000	2,50,000	2,50,000	2,50,000	1,87,500
100	1	North Dum Dum	2,49,142	1	Municipal/Civil Engineer	Diploma	11.01.2019	-	12	25,000	25,000	-	3,00,000	3,00,000	3,00,000	3,00,000	2,25,000
101	1	Old Malda	84,012	1	Municipal/Civil Engineer	Diploma	11.01.2019	-	12	25,000	25,000	-	3,00,000	3,00,000	3,00,000	3,00,000	2,25,000
102	1	Panihati	3,77,347	1	Municipal/Civil Engineer	Diploma	11.01.2019	-	12	25,000	25,000	-	3,00,000	3,00,000	3,00,000	3,00,000	2,25,000
103	1	Panskura	57,932	1	Municipal/Civil Engineer	Diploma	11.01.2019	-	12	25,000	25,000	-	3,00,000	3,00,000	3,00,000	3,00,000	2,25,000
104	1	Pujali	37,047	1	Municipal/Civil Engineer	Diploma	11.01.2019	-	12	25,000	25,000	-	3,00,000	3,00,000	3,00,000	3,00,000	2,25,000
105	1	Purulia	1,21,067	1	Municipal/Civil Engineer	Diploma	11.01.2019	-	12	25,000	25,000	-	3,00,000	3,00,000	3,00,000	3,00,000	2,25,000
106	1	Raghunathpur	25,561	1	Municipal/Civil Engineer	Diploma	11.01.2019	-	12	25,000	25,000	-	3,00,000	3,00,000	3,00,000	3,00,000	2,25,000
107	1	Raiganj	1,83,612	1	Municipal/Civil Engineer	Diploma	11.01.2019	-	12	25,000	25,000	-	3,00,000	3,00,000	3,00,000	3,00,000	2,25,000
108	1	Rajpur Sonarpur	4,24,368	1	Municipal/Civil Engineer	Diploma	11.01.2019	-	12	25,000	25,000	-	3,00,000	3,00,000	3,00,000	3,00,000	2,25,000
109	1	Ramjibonpur	19,611	1	Municipal/Civil Engineer	Diploma	11.01.2019	-	12	25,000	25,000	-	3,00,000	3,00,000	3,00,000	3,00,000	2,25,000

*Handwritten signature*



110	1	Rampurhat	57,833	1	Municipal/Civil Engineer	Diploma	11.01.2019	-	12	25,000	25,000	-	3,00,000	3,00,000	3,00,000	3,00,000	2,25,000
111	1	Ranaqhat	75,365	1	Municipal/Civil Engineer	Diploma	11.01.2019	-	12	25,000	25,000	-	3,00,000	3,00,000	3,00,000	3,00,000	2,25,000
112	1	Rishra	1,24,577	1	Municipal/Civil Engineer	Diploma	11.01.2019	-	12	25,000	25,000	-	3,00,000	3,00,000	3,00,000	3,00,000	2,25,000
113	1	Sainthia	44,601	1	Municipal/Civil Engineer	Diploma	11.01.2019	-	12	25,000	25,000	-	3,00,000	3,00,000	3,00,000	3,00,000	2,25,000
114	1	Santipur	1,51,777	1	Municipal/Civil Engineer	Diploma	11.01.2019	-	12	25,000	25,000	-	3,00,000	3,00,000	3,00,000	3,00,000	2,25,000
115	1	Sonamukhi	29,085	1	Municipal/Civil Engineer	Diploma	11.01.2019	-	12	25,000	25,000	-	3,00,000	3,00,000	3,00,000	3,00,000	2,25,000
116	1	South Dumdum	4,03,316	1	Municipal/Civil Engineer	Diploma	11.01.2019	-	12	25,000	25,000	-	3,00,000	3,00,000	3,00,000	3,00,000	2,25,000
117	1	Sreerampur	1,81,842	1	Municipal/Civil Engineer	Diploma	02.03.2023	-	30 days	25,000	25,000	-	24,194	24,194	3,00,000	3,00,000	18,145
118	1	Suri	67,864	1	Municipal/Civil Engineer	Diploma	11.01.2019	-	12	25,000	25,000	-	3,00,000	3,00,000	3,00,000	3,00,000	2,25,000
119	1	Taherpur	20,894	1	Municipal/Civil Engineer	Diploma	11.01.2019	-	12	25,000	25,000	-	3,00,000	3,00,000	3,00,000	3,00,000	2,25,000
120	1	Taki	38,263	1	Municipal/Civil Engineer	Diploma	11.01.2019	-	12	25,000	25,000	-	3,00,000	3,00,000	3,00,000	3,00,000	2,25,000
121	1	Tamralipta	65,306	1	Municipal/Civil Engineer	Diploma	11.01.2019	-	12	25,000	25,000	-	3,00,000	3,00,000	3,00,000	3,00,000	2,25,000
122	1	Tarakeswar	30,947	1	Municipal/Civil Engineer	Diploma	11.01.2019	-	12	25,000	25,000	-	3,00,000	3,00,000	3,00,000	3,00,000	2,25,000
123	1	Titagarh	1,16,541	1	Municipal/Civil Engineer	Diploma	11.01.2019	-	12	25,000	25,000	-	3,00,000	3,00,000	3,00,000	3,00,000	2,25,000
124	1	Tufanqun]	20,998	1	Municipal/Civil Engineer	Diploma	11.01.2019	-	12	25,000	25,000	-	3,00,000	3,00,000	3,00,000	3,00,000	2,25,000
125	1	Uluberia	2,22,240	1	Municipal/Civil Engineer	Diploma	11.01.2019	-	12	25,000	25,000	-	3,00,000	3,00,000	3,00,000	3,00,000	2,25,000
126	1	Uttarpara Kotrung	1,59,147	1	Municipal/Civil Engineer	Diploma	11.01.2019	-	12	25,000	25,000	-	3,00,000	3,00,000	3,00,000	3,00,000	2,25,000
<b>Total</b>	<b>126</b>	<b>126</b>	<b>99,48,498</b>	<b>140</b>	-	-	-	-	-	<b>45,45,000</b>	<b>43,90,000</b>	<b>1,51,554</b>	<b>4,69,94,194</b>	<b>4,71,45,748</b>	<b>4,95,00,000</b>	<b>4,71,37,683</b>	<b>3,53,53,262</b> <b>(Say Rs. 353.53 lakh)</b>

*Handwritten signature/initials*



## Details of SLTC for FY 2023-24 in respect of State of West Bengal

(Amount in Rs.)

S. No.	Designation of Specialists	Educational Qualification	Salary per month proposed by the State for each Specialist	Annual Budget proposed by the State	Salary per month as per CB norms	Annual Budget as per CB norms	Admissible Annual Budget as per CB norms	Admissible Central Assistance (75%)	Admissible State Share (25%)	1st instalment of Central Assistance (50%)
1	Urban Planner/Town Planning Specialist	Post Graduate	85,000	10,20,000	85,000	10,20,000	10,20,000	7,65,000	2,55,000	3,82,500
2	Housing finance and policy specialist	Post Graduate	85,000	10,20,000	85,000	10,20,000	10,20,000	7,65,000	2,55,000	3,82,500
3	Municipal Finance Specialist	Post Graduate	85,000	10,20,000	85,000	10,20,000	10,20,000	7,65,000	2,55,000	3,82,500
4	Municipal/Civil Engineer	Graduate	70,000	8,40,000	70,000	8,40,000	8,40,000	6,30,000	2,10,000	3,15,000
5	PPP Specialist	Post Graduate	85,000	10,20,000	85,000	10,20,000	10,20,000	7,65,000	2,55,000	3,82,500
6	Urban Infrastructure Specialist	Graduate	70,000	8,40,000	70,000	8,40,000	8,40,000	6,30,000	2,10,000	3,15,000
7	Capacity Building Specialist	Post Graduate	85,000	10,20,000	85,000	10,20,000	10,20,000	7,65,000	2,55,000	3,82,500
8	MIS Specialist	Post Graduate	85,000	10,20,000	85,000	10,20,000	10,20,000	7,65,000	2,55,000	3,82,500
9	IEC/Knowledge Management Specialist	Post Graduate	85,000	10,20,000	85,000	10,20,000	10,20,000	7,65,000	2,55,000	3,82,500
10	Procurement Specialist	Graduate	70,000	8,40,000	70,000	8,40,000	8,40,000	6,30,000	2,10,000	3,15,000
<b>Total</b>			<b>8,05,000</b>	<b>96,60,000</b>	<b>8,05,000</b>	<b>96,60,000</b>	<b>96,60,000</b>	<b>72,45,000</b>	<b>24,15,000</b>	<b>36,22,500 (Say Rs 36.23 lakh)</b>

22/11/23

## Details of CLTCs for FY 2023-24 in respect of State of West Bengal

(Amount in Rs.)

S. No.	Number of cities included in CLTCs	Name of the ULBs/CLTCs	Urban Population	No. of Specialists proposed	Educational Qualification	Designation of Specialists	Salary per month proposed by the State	Annual Budget proposed by the State	Salary per month as per CB norms	Annual Budget as per CB norms	Admissible Annual Budget as per CB norms	Admissible Central Assistance (75%)	Admissible State Share (25%)	1st instalment of Central Assistance (50%)
1	1	Kolkata Municipal Corporation	44,96,694	1	Post Graduate	Urban Planner	70,000	8,40,000	70,000	8,40,000	8,40,000	6,30,000	2,10,000	3,15,000
				1	Graduate	Municipal/Civil Engineer	50,000	6,00,000	50,000	6,00,000	6,00,000	4,50,000	1,50,000	2,25,000
				1	Graduate	MIS Specialist	50,000	6,00,000	50,000	6,00,000	6,00,000	4,50,000	1,50,000	2,25,000
2	1	Asansol Municipal Corporation	11,52,443	1	Post Graduate	Urban Planner	70,000	8,40,000	70,000	8,40,000	8,40,000	6,30,000	2,10,000	3,15,000
				1	Graduate	Municipal/Civil Engineer	50,000	6,00,000	50,000	6,00,000	6,00,000	4,50,000	1,50,000	2,25,000
				1	Graduate	MIS Specialist	50,000	6,00,000	50,000	6,00,000	6,00,000	4,50,000	1,50,000	2,25,000
3	1	Howrah Municipal Corporation	10,77,075	1	Post Graduate	Urban Planner	70,000	8,40,000	70,000	8,40,000	8,40,000	6,30,000	2,10,000	3,15,000
				1	Graduate	Municipal/Civil Engineer	50,000	6,00,000	50,000	6,00,000	6,00,000	4,50,000	1,50,000	2,25,000
				1	Graduate	MIS Specialist	50,000	6,00,000	50,000	6,00,000	6,00,000	4,50,000	1,50,000	2,25,000
4	1	Bidhannagar Municipal Corporation	6,18,358	1	Post Graduate	Urban Planner	60,000	7,20,000	60,000	7,20,000	7,20,000	5,40,000	1,80,000	2,70,000
				1	Graduate	Municipal/Civil Engineer	40,000	4,80,000	40,000	4,80,000	4,80,000	3,60,000	1,20,000	1,80,000
				1	Graduate	MIS Specialist	40,000	4,80,000	40,000	4,80,000	4,80,000	3,60,000	1,20,000	1,80,000
5	1	Durgapur Municipal Corporation	5,66,517	1	Post Graduate	Urban Planner	60,000	7,20,000	60,000	7,20,000	7,20,000	5,40,000	1,80,000	2,70,000
				1	Graduate	Municipal/Civil Engineer	40,000	4,80,000	40,000	4,80,000	4,80,000	3,60,000	1,20,000	1,80,000
				1	Graduate	MIS Specialist	40,000	4,80,000	40,000	4,80,000	4,80,000	3,60,000	1,20,000	1,80,000
6	1	Siliguri MC	5,13,264	1	Post Graduate	Urban Planner	60,000	7,20,000	60,000	7,20,000	7,20,000	5,40,000	1,80,000	2,70,000
				1	Graduate	Municipal/Civil Engineer	40,000	4,80,000	40,000	4,80,000	4,80,000	3,60,000	1,20,000	1,80,000
				1	Graduate	MIS Specialist	40,000	4,80,000	40,000	4,80,000	4,80,000	3,60,000	1,20,000	1,80,000
7	1	Chandannagore Municipal Corporation	1,66,867	1	Post Graduate	Urban Planner	45,000	5,40,000	45,000	5,40,000	5,40,000	4,05,000	1,35,000	2,02,500
				1	Graduate	Municipal/Civil Engineer	35,000	4,20,000	35,000	4,20,000	4,20,000	3,15,000	1,05,000	1,57,500
				1	Graduate	MIS Specialist	35,000	4,20,000	35,000	4,20,000	4,20,000	3,15,000	1,05,000	1,57,500
8	1	Bally	2,93,373	1	Diploma	Municipal/Civil Engineer	25,000	3,00,000	25,000	3,00,000	3,00,000	2,25,000	75,000	1,12,500
9	1	Maheshtala	4,48,317	1	Diploma	Municipal/Civil Engineer	25,000	3,00,000	25,000	3,00,000	3,00,000	2,25,000	75,000	1,12,500
10	1	Budge Budge	76,837	1	Diploma	Municipal/Civil Engineer	25,000	3,00,000	25,000	3,00,000	3,00,000	2,25,000	75,000	1,12,500
11	1	Pujali	37,047	1	Diploma	Municipal/Civil Engineer	25,000	3,00,000	25,000	3,00,000	3,00,000	2,25,000	75,000	1,12,500
12	1	RajpurSonarpur	4,24,368	1	Diploma	Municipal/Civil Engineer	25,000	3,00,000	25,000	3,00,000	3,00,000	2,25,000	75,000	1,12,500
13	1	Baruipur	53,128	1	Diploma	Municipal/Civil Engineer	25,000	3,00,000	25,000	3,00,000	3,00,000	2,25,000	75,000	1,12,500
14	1	Diamond Harbour	41,802	1	Diploma	Municipal/Civil Engineer	25,000	3,00,000	25,000	3,00,000	3,00,000	2,25,000	75,000	1,12,500
15	1	JainagarMazilpur	25,922	1	Diploma	Municipal/Civil Engineer	25,000	3,00,000	25,000	3,00,000	3,00,000	2,25,000	75,000	1,12,500
16	1	South Dumdum	4,03,316	1	Diploma	Municipal/Civil Engineer	25,000	3,00,000	25,000	3,00,000	3,00,000	2,25,000	75,000	1,12,500
17	1	Dumdum	1,14,786	1	Diploma	Municipal/Civil Engineer	25,000	3,00,000	25,000	3,00,000	3,00,000	2,25,000	75,000	1,12,500
18	1	Bhatpara	3,83,762	1	Diploma	Municipal/Civil Engineer	25,000	3,00,000	25,000	3,00,000	3,00,000	2,25,000	75,000	1,12,500



19	1	Kanchrapara	1,20,345	1	Diploma	Municipal/Civil Engineer	25,000	3,00,000	25,000	3,00,000	3,00,000	2,25,000	75,000	1,12,500
20	1	Panihati	3,77,347	1	Diploma	Municipal/Civil Engineer	25,000	3,00,000	25,000	3,00,000	3,00,000	2,25,000	75,000	1,12,500
21	1	Halisahar	1,24,939	1	Diploma	Municipal/Civil Engineer	25,000	3,00,000	25,000	3,00,000	3,00,000	2,25,000	75,000	1,12,500
22	1	Kamarhati	3,30,211	1	Diploma	Municipal/Civil Engineer	25,000	3,00,000	25,000	3,00,000	3,00,000	2,25,000	75,000	1,12,500
23	1	Naihati	2,17,900	1	Diploma	Municipal/Civil Engineer	25,000	3,00,000	25,000	3,00,000	3,00,000	2,25,000	75,000	1,12,500
24	1	Bardhaman	3,14,265	1	Diploma	Municipal/Civil Engineer	25,000	3,00,000	25,000	3,00,000	3,00,000	2,25,000	75,000	1,12,500
25	1	Memari	41,451	1	Diploma	Municipal/Civil Engineer	25,000	3,00,000	25,000	3,00,000	3,00,000	2,25,000	75,000	1,12,500
26	1	Kalna	56,722	1	Diploma	Municipal/Civil Engineer	25,000	3,00,000	25,000	3,00,000	3,00,000	2,25,000	75,000	1,12,500
27	1	Dainhat	24,397	1	Diploma	Municipal/Civil Engineer	25,000	3,00,000	25,000	3,00,000	3,00,000	2,25,000	75,000	1,12,500
28	1	Katwa	81,615	1	Diploma	Municipal/Civil Engineer	25,000	3,00,000	25,000	3,00,000	3,00,000	2,25,000	75,000	1,12,500
29	1	Mal	25,218	1	Diploma	Municipal/Civil Engineer	25,000	3,00,000	25,000	3,00,000	3,00,000	2,25,000	75,000	1,12,500
30	1	Jalpaiguri	1,07,341	1	Diploma	Municipal/Civil Engineer	25,000	3,00,000	25,000	3,00,000	3,00,000	2,25,000	75,000	1,12,500
31	1	Dhupguri	44,719	1	Diploma	Municipal/Civil Engineer	25,000	3,00,000	25,000	3,00,000	3,00,000	2,25,000	75,000	1,12,500
32	1	Haldibari	14,404	1	Diploma	Municipal/Civil Engineer	25,000	3,00,000	25,000	3,00,000	3,00,000	2,25,000	75,000	1,12,500
33	1	Mathabhanga	23,890	1	Diploma	Municipal/Civil Engineer	25,000	3,00,000	25,000	3,00,000	3,00,000	2,25,000	75,000	1,12,500
34	1	Tufangunj	20,998	1	Diploma	Municipal/Civil Engineer	25,000	3,00,000	25,000	3,00,000	3,00,000	2,25,000	75,000	1,12,500
35	1	Alipurduar	65,232	1	Diploma	Municipal/Civil Engineer	25,000	3,00,000	25,000	3,00,000	3,00,000	2,25,000	75,000	1,12,500
36	1	Coochbehar	77,935	1	Diploma	Municipal/Civil Engineer	25,000	3,00,000	25,000	3,00,000	3,00,000	2,25,000	75,000	1,12,500
37	1	Dinhata	36,124	1	Diploma	Municipal/Civil Engineer	25,000	3,00,000	25,000	3,00,000	3,00,000	2,25,000	75,000	1,12,500
38	1	Mekhigunj	9,127	1	Diploma	Municipal/Civil Engineer	25,000	3,00,000	25,000	3,00,000	3,00,000	2,25,000	75,000	1,12,500
39	1	Darjeeling	1,18,805	1	Diploma	Municipal/Civil Engineer	25,000	3,00,000	25,000	3,00,000	3,00,000	2,25,000	75,000	1,12,500
40	1	Kalimpong	49,403	1	Diploma	Municipal/Civil Engineer	25,000	3,00,000	25,000	3,00,000	3,00,000	2,25,000	75,000	1,12,500
41	1	Kurseong	42,446	1	Diploma	Municipal/Civil Engineer	25,000	3,00,000	25,000	3,00,000	3,00,000	2,25,000	75,000	1,12,500
42	1	Mirik	11,513	1	Diploma	Municipal/Civil Engineer	25,000	3,00,000	25,000	3,00,000	3,00,000	2,25,000	75,000	1,12,500
43	1	Buniyadpur	46,236	1	Diploma	Municipal/Civil Engineer	25,000	3,00,000	25,000	3,00,000	3,00,000	2,25,000	75,000	1,12,500
44	1	Islampur	54,340	1	Diploma	Municipal/Civil Engineer	25,000	3,00,000	25,000	3,00,000	3,00,000	2,25,000	75,000	1,12,500
45	1	Kaliagunj	53,530	1	Diploma	Municipal/Civil Engineer	25,000	3,00,000	25,000	3,00,000	3,00,000	2,25,000	75,000	1,12,500
46	1	Gangarampur	56,217	1	Diploma	Municipal/Civil Engineer	25,000	3,00,000	25,000	3,00,000	3,00,000	2,25,000	75,000	1,12,500
47	1	Kandi	55,632	1	Diploma	Municipal/Civil Engineer	25,000	3,00,000	25,000	3,00,000	3,00,000	2,25,000	75,000	1,12,500
48	1	Old Malda	84,012	1	Diploma	Municipal/Civil Engineer	25,000	3,00,000	25,000	3,00,000	3,00,000	2,25,000	75,000	1,12,500



49	1	Balurghat	1,51,299	1	Diploma	Municipal/Civil Engineer	25,000	3,00,000	25,000	3,00,000	3,00,000	2,25,000	75,000	1,12,500
50	1	Raiganj	1,83,612	1	Diploma	Municipal/Civil Engineer	25,000	3,00,000	25,000	3,00,000	3,00,000	2,25,000	75,000	1,12,500
51	1	Dalkhola	36,930	1	Diploma	Municipal/Civil Engineer	25,000	3,00,000	25,000	3,00,000	3,00,000	2,25,000	75,000	1,12,500
52	1	Domkal	96,949	1	Diploma	Municipal/Civil Engineer	25,000	3,00,000	25,000	3,00,000	3,00,000	2,25,000	75,000	1,12,500
53	1	JiagunjAzimgunj	51,790	1	Diploma	Municipal/Civil Engineer	25,000	3,00,000	25,000	3,00,000	3,00,000	2,25,000	75,000	1,12,500
54	1	Murshidabad	44,019	1	Diploma	Municipal/Civil Engineer	25,000	3,00,000	25,000	3,00,000	3,00,000	2,25,000	75,000	1,12,500
55	1	Jangipur	88,165	1	Diploma	Municipal/Civil Engineer	25,000	3,00,000	25,000	3,00,000	3,00,000	2,25,000	75,000	1,12,500
56	1	English Bazar	2,05,521	1	Diploma	Municipal/Civil Engineer	25,000	3,00,000	25,000	3,00,000	3,00,000	2,25,000	75,000	1,12,500
57	1	Coopers Camp	18,843	1	Diploma	Municipal/Civil Engineer	25,000	3,00,000	25,000	3,00,000	3,00,000	2,25,000	75,000	1,12,500
58	1	Birnagar	30,799	1	Diploma	Municipal/Civil Engineer	25,000	3,00,000	25,000	3,00,000	3,00,000	2,25,000	75,000	1,12,500
59	1	Taherpur	20,894	1	Diploma	Municipal/Civil Engineer	25,000	3,00,000	25,000	3,00,000	3,00,000	2,25,000	75,000	1,12,500
60	1	Santipur	1,51,777	1	Diploma	Municipal/Civil Engineer	25,000	3,00,000	25,000	3,00,000	3,00,000	2,25,000	75,000	1,12,500
61	1	Krishnanagar	1,53,062	1	Diploma	Municipal/Civil Engineer	25,000	3,00,000	25,000	3,00,000	3,00,000	2,25,000	75,000	1,12,500
62	1	Nabadwip	1,25,543	1	Diploma	Municipal/Civil Engineer	25,000	3,00,000	25,000	3,00,000	3,00,000	2,25,000	75,000	1,12,500
63	1	Sainthia	44,601	1	Diploma	Municipal/Civil Engineer	25,000	3,00,000	25,000	3,00,000	3,00,000	2,25,000	75,000	1,12,500
64	1	Suri	67,864	1	Diploma	Municipal/Civil Engineer	25,000	3,00,000	25,000	3,00,000	3,00,000	2,25,000	75,000	1,12,500
65	1	Nalhathi	41,534	1	Diploma	Municipal/Civil Engineer	25,000	3,00,000	25,000	3,00,000	3,00,000	2,25,000	75,000	1,12,500
66	1	Haringhata	32,315	1	Diploma	Municipal/Civil Engineer	25,000	3,00,000	25,000	3,00,000	3,00,000	2,25,000	75,000	1,12,500
67	1	Beldanga	29,205	1	Diploma	Municipal/Civil Engineer	25,000	3,00,000	25,000	3,00,000	3,00,000	2,25,000	75,000	1,12,500
68	1	Bankura	1,37,386	1	Diploma	Municipal/Civil Engineer	25,000	3,00,000	25,000	3,00,000	3,00,000	2,25,000	75,000	1,12,500
69	1	Bishnupur	67,783	1	Diploma	Municipal/Civil Engineer	25,000	3,00,000	25,000	3,00,000	3,00,000	2,25,000	75,000	1,12,500
70	1	Sonamukhi	29,085	1	Diploma	Municipal/Civil Engineer	25,000	3,00,000	25,000	3,00,000	3,00,000	2,25,000	75,000	1,12,500
71	1	Dhulyan	95,706	1	Diploma	Municipal/Civil Engineer	25,000	3,00,000	25,000	3,00,000	3,00,000	2,25,000	75,000	1,12,500
72	1	Guskara	35,388	1	Diploma	Municipal/Civil Engineer	25,000	3,00,000	25,000	3,00,000	3,00,000	2,25,000	75,000	1,12,500
73	1	Bolpur	80,210	1	Diploma	Municipal/Civil Engineer	25,000	3,00,000	25,000	3,00,000	3,00,000	2,25,000	75,000	1,12,500
74	1	Dubrajpur	38,041	1	Diploma	Municipal/Civil Engineer	25,000	3,00,000	25,000	3,00,000	3,00,000	2,25,000	75,000	1,12,500
75	1	Rampurhat	57,833	1	Diploma	Municipal/Civil Engineer	25,000	3,00,000	25,000	3,00,000	3,00,000	2,25,000	75,000	1,12,500
76	1	Behrampur	1,95,223	1	Diploma	Municipal/Civil Engineer	25,000	3,00,000	25,000	3,00,000	3,00,000	2,25,000	75,000	1,12,500
77	1	Contai	92,226	1	Diploma	Municipal/Civil Engineer	25,000	3,00,000	25,000	3,00,000	3,00,000	2,25,000	75,000	1,12,500
78	1	Tamralipta	65,306	1	Diploma	Municipal/Civil Engineer	25,000	3,00,000	25,000	3,00,000	3,00,000	2,25,000	75,000	1,12,500

*Handwritten signature*



79	1	Panskura	57,932	1	Diploma	Municipal/Civil Engineer	25,000	3,00,000	25,000	3,00,000	3,00,000	2,25,000	75,000	1,12,500
80	1	Uluberia	2,22,240	1	Diploma	Municipal/Civil Engineer	25,000	3,00,000	25,000	3,00,000	3,00,000	2,25,000	75,000	1,12,500
81	1	Haldia	2,00,827	1	Diploma	Municipal/Civil Engineer	25,000	3,00,000	25,000	3,00,000	3,00,000	2,25,000	75,000	1,12,500
82	1	Egra	30,148	1	Diploma	Municipal/Civil Engineer	25,000	3,00,000	25,000	3,00,000	3,00,000	2,25,000	75,000	1,12,500
83	1	UttarparaKotrung	1,59,147	1	Diploma	Municipal/Civil Engineer	25,000	3,00,000	25,000	3,00,000	3,00,000	2,25,000	75,000	1,12,500
84	1	Dankuni	94,936	1	Diploma	Municipal/Civil Engineer	25,000	3,00,000	25,000	3,00,000	3,00,000	2,25,000	75,000	1,12,500
85	1	Rishra	1,24,577	1	Diploma	Municipal/Civil Engineer	25,000	3,00,000	25,000	3,00,000	3,00,000	2,25,000	75,000	1,12,500
86	1	Arambag	66,175	1	Diploma	Municipal/Civil Engineer	25,000	3,00,000	25,000	3,00,000	3,00,000	2,25,000	75,000	1,12,500
87	1	Tarakeswar	30,947	1	Diploma	Municipal/Civil Engineer	25,000	3,00,000	25,000	3,00,000	3,00,000	2,25,000	75,000	1,12,500
88	1	Taki	38,263	1	Diploma	Municipal/Civil Engineer	25,000	3,00,000	25,000	3,00,000	3,00,000	2,25,000	75,000	1,12,500
89	1	Sreerampur	1,81,842	1	Diploma	Municipal/Civil Engineer	25,000	3,00,000	25,000	3,00,000	3,00,000	2,25,000	75,000	1,12,500
90	1	Baidyabati	1,21,110	1	Diploma	Municipal/Civil Engineer	25,000	3,00,000	25,000	3,00,000	3,00,000	2,25,000	75,000	1,12,500
91	1	Champdani	1,11,251	1	Diploma	Municipal/Civil Engineer	25,000	3,00,000	25,000	3,00,000	3,00,000	2,25,000	75,000	1,12,500
92	1	Bhadreswar	1,01,477	1	Diploma	Municipal/Civil Engineer	25,000	3,00,000	25,000	3,00,000	3,00,000	2,25,000	75,000	1,12,500
93	1	HooglyChinsura	1,77,259	1	Diploma	Municipal/Civil Engineer	25,000	3,00,000	25,000	3,00,000	3,00,000	2,25,000	75,000	1,12,500
94	1	Bansberia	1,03,920	1	Diploma	Municipal/Civil Engineer	25,000	3,00,000	25,000	3,00,000	3,00,000	2,25,000	75,000	1,12,500
95	1	Konnagar	76,172	1	Diploma	Municipal/Civil Engineer	25,000	3,00,000	25,000	3,00,000	3,00,000	2,25,000	75,000	1,12,500
96	1	Madhyamgram	1,96,127	1	Diploma	Municipal/Civil Engineer	25,000	3,00,000	25,000	3,00,000	3,00,000	2,25,000	75,000	1,12,500
97	1	New Barrackpore	76,846	1	Diploma	Municipal/Civil Engineer	25,000	3,00,000	25,000	3,00,000	3,00,000	2,25,000	75,000	1,12,500
98	1	North Dum Dum	2,49,142	1	Diploma	Municipal/Civil Engineer	25,000	3,00,000	25,000	3,00,000	3,00,000	2,25,000	75,000	1,12,500
99	1	Garulia	85,336	1	Diploma	Municipal/Civil Engineer	25,000	3,00,000	25,000	3,00,000	3,00,000	2,25,000	75,000	1,12,500
100	1	North Barrackpore	1,32,806	1	Diploma	Municipal/Civil Engineer	25,000	3,00,000	25,000	3,00,000	3,00,000	2,25,000	75,000	1,12,500
101	1	Barrackpore	1,52,783	1	Diploma	Municipal/Civil Engineer	25,000	3,00,000	25,000	3,00,000	3,00,000	2,25,000	75,000	1,12,500
102	1	Habra	1,47,221	1	Diploma	Municipal/Civil Engineer	25,000	3,00,000	25,000	3,00,000	3,00,000	2,25,000	75,000	1,12,500
103	1	Titagarh	1,16,541	1	Diploma	Municipal/Civil Engineer	25,000	3,00,000	25,000	3,00,000	3,00,000	2,25,000	75,000	1,12,500
104	1	Khardah	1,08,496	1	Diploma	Municipal/Civil Engineer	25,000	3,00,000	25,000	3,00,000	3,00,000	2,25,000	75,000	1,12,500
105	1	Baranagar	2,45,213	1	Diploma	Municipal/Civil Engineer	25,000	3,00,000	25,000	3,00,000	3,00,000	2,25,000	75,000	1,12,500
106	1	Gobardanga	45,377	1	Diploma	Municipal/Civil Engineer	25,000	3,00,000	25,000	3,00,000	3,00,000	2,25,000	75,000	1,12,500
107	1	AshoknagarKalyan gar	1,21,592	1	Diploma	Municipal/Civil Engineer	25,000	3,00,000	25,000	3,00,000	3,00,000	2,25,000	75,000	1,12,500
108	1	Bongaon	1,08,864	1	Diploma	Municipal/Civil Engineer	25,000	3,00,000	25,000	3,00,000	3,00,000	2,25,000	75,000	1,12,500

*Handwritten signature*

109	1	Barasat	2,78,435	1	Diploma	Municipal/Civil Engineer	25,000	3,00,000	25,000	3,00,000	3,00,000	2,25,000	75,000	1,12,500
110	1	Baduria	52,493	1	Diploma	Municipal/Civil Engineer	25,000	3,00,000	25,000	3,00,000	3,00,000	2,25,000	75,000	1,12,500
111	1	Basirhat	1,25,254	1	Diploma	Municipal/Civil Engineer	25,000	3,00,000	25,000	3,00,000	3,00,000	2,25,000	75,000	1,12,500
112	1	Gayeshpur	58,998	1	Diploma	Municipal/Civil Engineer	25,000	3,00,000	25,000	3,00,000	3,00,000	2,25,000	75,000	1,12,500
113	1	Kalyani	1,00,575	1	Diploma	Municipal/Civil Engineer	25,000	3,00,000	25,000	3,00,000	3,00,000	2,25,000	75,000	1,12,500
114	1	Chakdah	95,203	1	Diploma	Municipal/Civil Engineer	25,000	3,00,000	25,000	3,00,000	3,00,000	2,25,000	75,000	1,12,500
115	1	Ranaghat	75,365	1	Diploma	Municipal/Civil Engineer	25,000	3,00,000	25,000	3,00,000	3,00,000	2,25,000	75,000	1,12,500
116	1	Purulia	1,21,067	1	Diploma	Municipal/Civil Engineer	25,000	3,00,000	25,000	3,00,000	3,00,000	2,25,000	75,000	1,12,500
117	1	Raghunathpur	25,561	1	Diploma	Municipal/Civil Engineer	25,000	3,00,000	25,000	3,00,000	3,00,000	2,25,000	75,000	1,12,500
118	1	Jhalda	19,544	1	Diploma	Municipal/Civil Engineer	25,000	3,00,000	25,000	3,00,000	3,00,000	2,25,000	75,000	1,12,500
119	1	Kharagpur	2,07,604	1	Diploma	Municipal/Civil Engineer	25,000	3,00,000	25,000	3,00,000	3,00,000	2,25,000	75,000	1,12,500
120	1	Jhargram	61,712	1	Diploma	Municipal/Civil Engineer	25,000	3,00,000	25,000	3,00,000	3,00,000	2,25,000	75,000	1,12,500
121	1	Chandrakona	23,629	1	Diploma	Municipal/Civil Engineer	25,000	3,00,000	25,000	3,00,000	3,00,000	2,25,000	75,000	1,12,500
122	1	Kharar	12,118	1	Diploma	Municipal/Civil Engineer	25,000	3,00,000	25,000	3,00,000	3,00,000	2,25,000	75,000	1,12,500
123	1	Khirpai	16,384	1	Diploma	Municipal/Civil Engineer	25,000	3,00,000	25,000	3,00,000	3,00,000	2,25,000	75,000	1,12,500
124	1	Ghatal	54,591	1	Diploma	Municipal/Civil Engineer	25,000	3,00,000	25,000	3,00,000	3,00,000	2,25,000	75,000	1,12,500
125	1	Ramjibonpur	19,611	1	Diploma	Municipal/Civil Engineer	25,000	3,00,000	25,000	3,00,000	3,00,000	2,25,000	75,000	1,12,500
126	1	Medinipur	1,69,264	1	Diploma	Municipal/Civil Engineer	25,000	3,00,000	25,000	3,00,000	3,00,000	2,25,000	75,000	1,12,500
<b>Total</b>	<b>126</b>	<b>126</b>	<b>--</b>	<b>140</b>	<b>--</b>	<b>--</b>	<b>40,20,000</b>	<b>4,82,40,000</b>	<b>40,20,000</b>	<b>4,82,40,000</b>	<b>4,82,40,000</b>	<b>3,61,80,000</b>	<b>1,20,60,000</b>	<b>1,80,90,000</b>

*g r k p*



FORM OF UTILIZATION CERTIFICATE (FOR STATE GOVERNMENTS)  
(Where expenditure incurred by government bodies only)


Sl. No.	Letter No. and date	Amount in (Rs.)
01.	N-11015/03/ 2016/HFA-III /FTS 15920, Dated: 30.08.2016	19,896,000.00
02.	N-11012/89/2019-HFA-V (FTS-9075916) Dated 06.10.2020	26,616,750.00
03.	N-11012/89/2019-HFA-V (FTS-9075916) Dated 20.12.2021	2,16,00,000.00
<b>Total</b>		<b>6,81,12,750.00</b>


1. Certified that out of **Rs.681.12750 Lakh** of grants sanctioned during the year **2016-17, 2020-21 & 2021-22** in favour of Govt. of West Bengal Under this Ministry/Department Letter No. given in the margin and Rs. 0.00 on account of unspent balance of the previous year, a sum of **Rs. 681.12750 Lakh (100%)** has been utilized for the period as mentioned in "Details of Expenditure Incurred for Establishment of SLTC & CLTC" for the purpose of **establishment of SLTC & CLTC** for which it was sanctioned and Rs. **NIL** remaining unutilized.

2. Certified that I have satisfied myself that the conditions on which the grant-in-aid was sanctioned have been duly fulfilled and that I have exercised the following checks to see that the money was actually utilized for the purpose for which it was sanctioned.

**Kind of checks exercised:**

1. The main accounts and the other subsidiary accounts and registers (including assets registers) are maintained as prescribed in the relevant Act/Rules/Standing instructions (mentioned in the Act/Rules).
2. There exist internal controls for watching quality of material received / work executed and outcomes and achievements of physical targets against the financial inputs, as per relevant rules and standing instructions.
3. The responsibilities among the key functionaries for execution of the scheme have been assigned in clear terms & are not general in nature and no transactions have been entered that are in violation of relevant Act/Rules/Standing instructions and scheme guidelines, agreements (Tripartite Agreement), sanction letters, contract agreements/LoAs/ amendments in LoAs and agreements.

  
.....  
**Director, SUDA**  
Director.  
Urban Development Agency

  
.....  
**Principal Secretary**  
**(UD & MA Department)**  
Shri Khalil Ahmed, IAS  
Principal Secretary  
Department of Urban Development  
and Municipal Affairs  
Government of West Bengal